



SPORT UTILITY BICYCLES

cross

selection 06





FULL SUSPENSION BIKES

8÷27

HARDTAIL BIKES


28÷41

COMFORT BIKES

42÷55

JUNIOR BIKES

56÷73



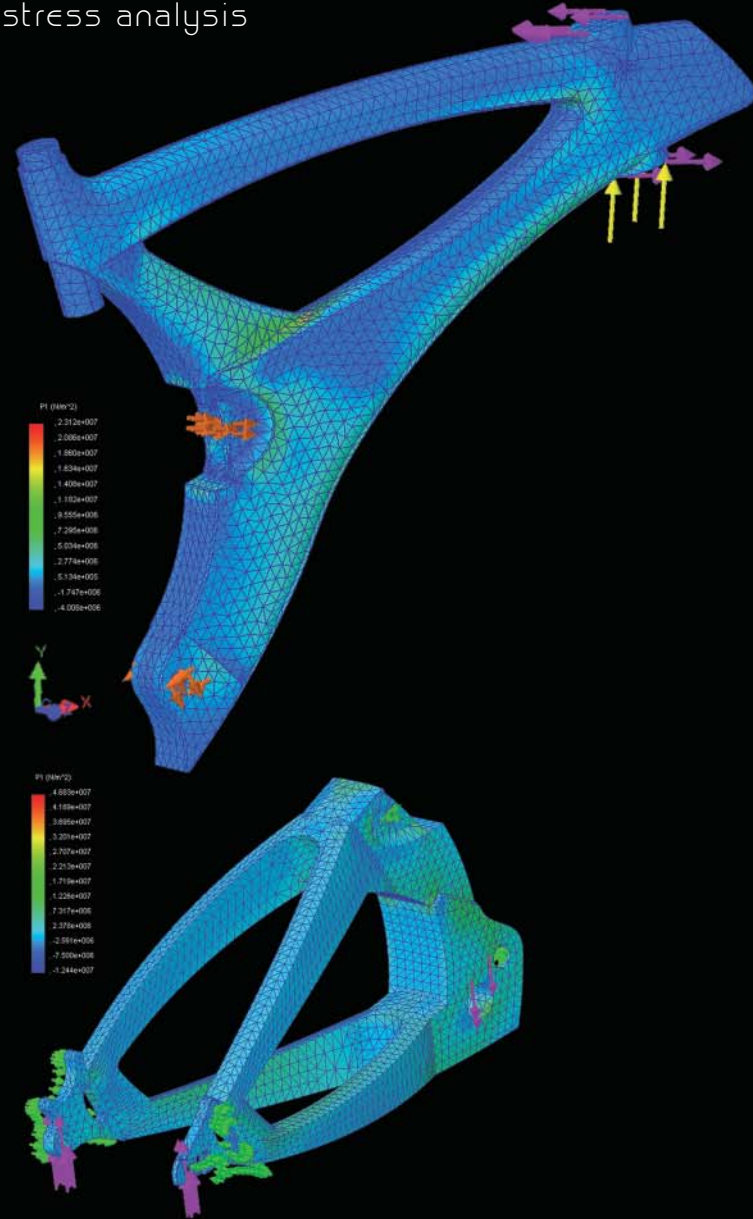
www.crosscycle.com





Sections

Frame stress analysis





Frame: Carbon fiber monocoque

Fork: Rock Shox REBA SL Air U-turn adjustable, Motion control, External compression and lock, Travel: 85/100 mm.

Shock: Rock Shox BAR – Rebound adjustment, Hydraulic damping, Air positive spring – Travel: 80/130 mm.

Gears: Shimano Deore XT M760 group Dual control levers Front chainwheel Hollowtech II crankset FC-M760

Brakes: Hydraulic Disc Brake System Shimano BR-M765



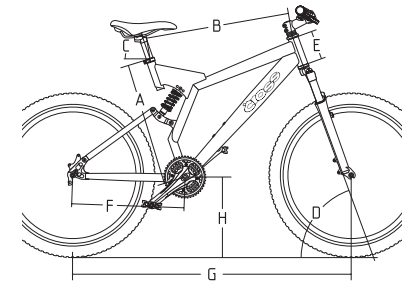
Full Suspension bikes

ALLOY FRAME

MARATHON	9
SPORTEC 17"	10
SPORTEC 18"	11
ENDURO	12
T-REX	13
CLIMBER	14
CREDO	15
APEX	16

PHANTOM	17
MONTANA	18
MAVERICK	19
SCORPION	20
NOMAD	21

STEEL FRAME

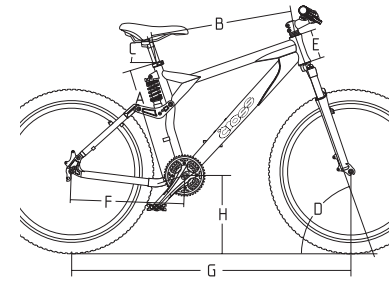
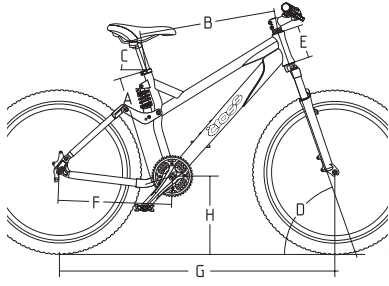


MARATHON

	Frame	19"
Frame size (mm)	A	490.0
Effective top tube length (mm)	B	575.0
Seat tube angle	C	71.5°
Head tube angle	D	70.5°
Head tube length (mm)	E	140.0
Chain stay length (mm)	F	447.0
Wheel base (mm)	G	1106.7
Bottom bracket height (mm)	H	319.8

full suspension bikes

alloy frame



full suspension bikes

full suspension bikes

SPORTTEC

SPORTTEC

10

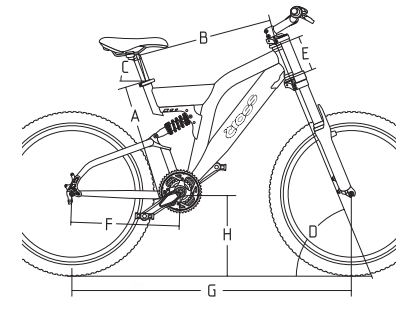
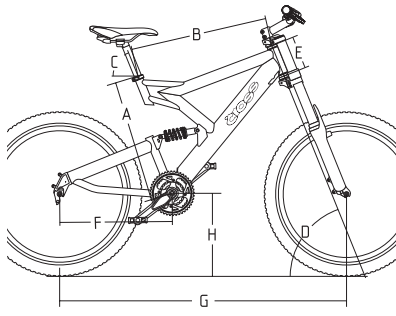
11

	Frame	17"
Frame size (mm)	A	432.0
Effective top tube length (mm)	B	541.5
Seat tube angle	C	71.0°
Head tube angle	D	71.0°
Head tube length (mm)	E	130.0
Chain stay length (mm)	F	450.0
Wheel base (mm)	G	1099.9
Bottom bracket height (mm)	H	311.0

	Frame	18"
Frame size (mm)	A	460.0
Effective top tube length (mm)	B	560.6
Seat tube angle	C	71.0°
Head tube angle	D	71.0°
Head tube length (mm)	E	115.0
Chain stay length (mm)	F	450.0
Wheel base (mm)	G	1115.0
Bottom bracket height (mm)	H	311.0

alloy frame

alloy frame



full suspension bikes

full suspension bikes

12

ENDURO

Frame → 19" ←

Frame size (mm)	A	485.0
Effective top tube length (mm)	B	545.4
Seat tube angle	C	68.0°
Head tube angle	D	68.0°
Head tube length (mm)	E	130.0
Chain stay length (mm)	F	445.5
Wheel base (mm)	G	1138.1
Bottom bracket height (mm)	H	329.5

alloy frame

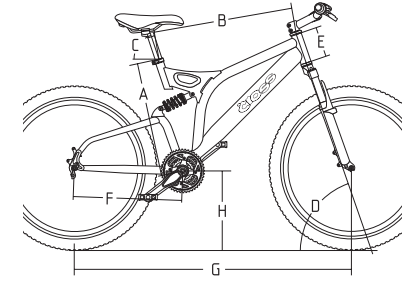
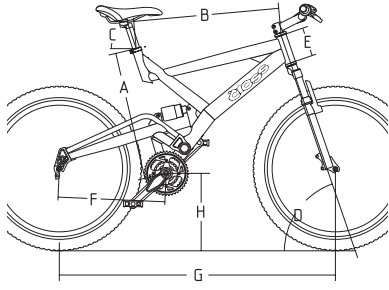
13

T-REX

Frame → 18" ←

Frame size (mm)	A	457.0
Effective top tube length (mm)	B	538.7
Seat tube angle	C	72.9°
Head tube angle	D	71.0°
Head tube length (mm)	E	140.0
Chain stay length (mm)	F	430.0
Wheel base (mm)	G	1071.2
Bottom bracket height (mm)	H	320.0

alloy frame



full suspension bikes

full suspension bikes

14

15

CLIMBER

CREDO

Frame → 20" ←

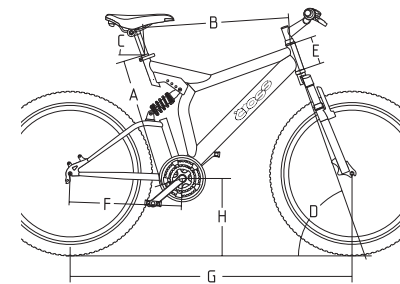
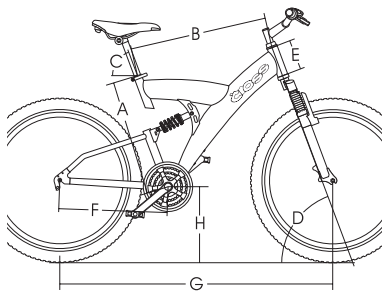
Frame size (mm)	A	510.0
Effective top tube length (mm)	B	566.5
Seat tube angle	C	70.0°
Head tube angle	D	71.0°
Head tube length (mm)	E	115.0
Chain stay length (mm)	F	430.0
Wheel base (mm)	G	1106.1
Bottom bracket height (mm)	H	307.3

Frame → 18" ←

Frame size (mm)	A	453.0
Effective top tube length (mm)	B	554.9
Seat tube angle	C	71.5°
Head tube angle	D	71.0°
Head tube length (mm)	E	120.0
Chain stay length (mm)	F	430.0
Wheel base (mm)	G	1102.7
Bottom bracket height (mm)	H	315.7

alloy frame

alloy frame



full suspension bikes

full suspension bikes

16

APEX

		Frame → 18"	20" ←
Frame size (mm)	A	457.2	500.0
Effective top tube length (mm)	B	548.8	555.4
Seat tube angle	C	70.2°	70.1°
Head tube angle	D	70.0°	70.0°
Head tube length (mm)	E	120.0	120.0
Chain stay length (mm)	F	430.0	430.0
Wheel base (mm)	G	1078.0	1078.9
Bottom bracket height (mm)	H	301.6	301.6

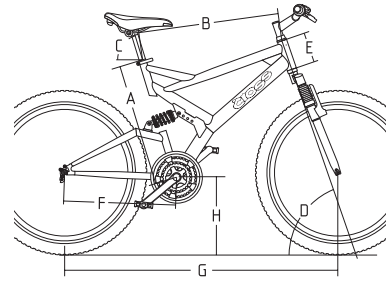
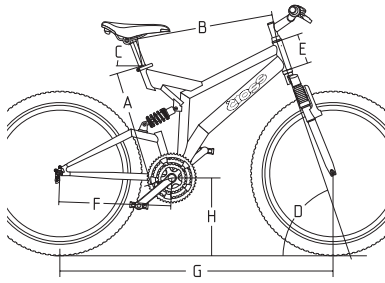
alloy frame

PHANTOM

		Frame → 20"
Frame size (mm)	A	510.0
Effective top tube length (mm)	B	581.6
Seat tube angle	C	70.5°
Head tube angle	D	71.0°
Head tube length (mm)	E	110.0
Chain stay length (mm)	F	445.0
Wheel base (mm)	G	1074.6
Bottom bracket height (mm)	H	307.2

17

steel frame



full suspension bikes

full suspension bikes

18

19

MONTANA

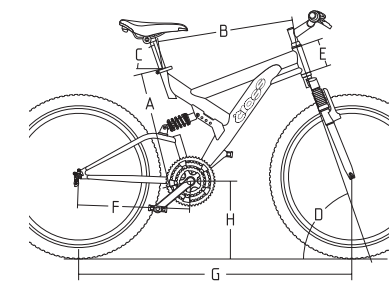
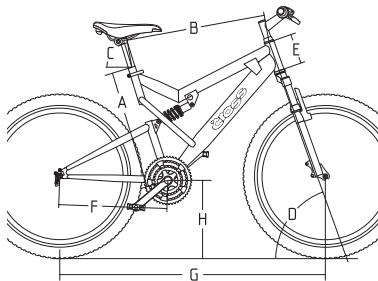
MAVERICK

	Frame	18"
Frame size (mm)	A	460.0
Effective top tube length (mm)	B	544.8
Seat tube angle	C	69.0°
Head tube angle	D	71.0°
Head tube length (mm)	E	120.0
Chain stay length (mm)	F	445.0
Wheel base (mm)	G	1084.7
Bottom bracket height (mm)	H	308.9

	Frame	19"
Frame size (mm)	A	485.0
Effective top tube length (mm)	B	559.9
Seat tube angle	C	73.0°
Head tube angle	D	71.0°
Head tube length (mm)	E	120.0
Chain stay length (mm)	F	445.0
Wheel base (mm)	G	1084.7
Bottom bracket height (mm)	H	311.0

steel frame

steel frame



full suspension bikes

full suspension bikes

20

21

SCORPION

NOMAD

	Frame	18.5"
Frame size (mm)	A	470.0
Effective top tube length (mm)	B	555.1
Seat tube angle	C	73.5°
Head tube angle	D	71.0°
Head tube length (mm)	E	120.0
Chain stay length (mm)	F	430.0
Wheel base (mm)	G	1059.1
Bottom bracket height (mm)	H	311.0

	Frame	18"	20"
Frame size (mm)	A	460.0	500.0
Effective top tube length (mm)	B	540.6	580.9
Seat tube angle	C	71.0°	71.0°
Head tube angle	D	71.0°	71.0°
Head tube length (mm)	E	110.0	110.0
Chain stay length (mm)	F	445.0	445.0
Wheel base (mm)	G	1084.2	1084.2
Bottom bracket height (mm)	H	309.0	309.0

steel frame

steel frame



MARATHON



SPORTEC



ENDURO



T-REX

FRAME
FORK
HEAD SET
SPACERS

26" Alloy suspension, D-type, baseball type, 4 linkages system
HL CH-800S(AMS) ADJ., magnesium body, travel 100 mm.
VP A71 threadless A-head set, ED BK

B.B.SET
CHAINWHEEL
CHAIN
PEDALS

VP BC73 cartridge sealed bearing, axle 122.5 mm
SHIMANO FC-TX70 alloy 170 mm. 42x34x24T w/o CG
KMC Z51 1/2"x3/32", Pin length: 7.3mm
VP 896N One piece PVC body,w/BS refl.,K mark

REAR DERAILLEUR
FRONT DERAILLEUR
SHIFTING LEVERS
FREEWHEEL

SHIMANO RD-TX50 DATT
SHIMANO FD-C050M6
SHIMANO ST-EF50-7 EZ-Fire Shift/Brake levers 21 speed
SHIMANO MF-TZ07 Multiple Freewheel, 14-28T

RIMS
SPOKES
HUBS
TIRES

X-POSE X5 Double wall 36H, ETRTO 559x18, 1 side CNC
9x4 lacing pattern, 36 BLACK 14G w/BRASS nipples
JOY TECH Alloy black 36H/14G;F:DO41DSE Q.R./R:D242 Q.R.
KENDA K850 26x2.10 black,w/logo, A/V35 mm.

HANDLEBAR
STEM
GRIPS
SADDLE
SEAT POST
SEAT CLAMP
BRAKE FRONT
BRAKE REAR
BRAKE LEVERS

HL MTB-153 Steel black Rise:30 mm.; W:600 mm
HL TDS-C279-8 Alloy w/4 bolts cap;Ext:90 mm.;Rise:+17
VELO VLG-230 125 mm, Soft PVC
VELO VL-3127A Black w/grey sidewalls, D2 base
HL SP-56 Alloy black, Diam.27,2 mm., L:250 mm;
HL AT-01 Alloy bolt type, Black, Diam.31,8 mm.
PROMAX DSK-400 Mechanical floating disc brake
PROMAX DSK-400 Mechanical floating disc brake
SHIMANO ST-EF50-7

OPTIONS

26" Alloy suspension, HYDROTUBING, KS-300 preload adjuster
SUNTOUR XCM LO w/preload adjuster, mechanical lock out
VP A41AC Semi-integrated threadless A-head set, ED BK
3x5 mm. alloy

VP BC73 cartridge sealed bearing, axle 110.5 mm
SHIMANO FC-M340 Acera alloy 170 mm. 42x32x22T w/CG
KMC Z72 1/2"x3/32", Pin length:7.1mm.; Color:Dark Silver
VP 988A Black P.Pbody; Anodized black alloy cage; w/BS refl.

SHIMANO RD-M340 Acera
SHIMANO FD-CT92EB E-type
SHIMANO ST-EF50-8 EZ-Fire Shift/Brake levers 24 speed
SHIMANO CS-HG30-8I Cassette sprocket, 11-32T

X-POSE X5 Double wall 36H, ETRTO 559x18, 1 side CNC
9x4 lacing pattern, 36 BLACK 14G w/BRASS nipples
JOY TECH Alloy black 36H/14G;F:DO41DSE Q.R./R:D142DSE Q.R.
KENDA KHARISMA 26x2.10 K903F / K904R, w/logo, 30 TPI

HL MTB-AL-198FOV Alloy,Diam.31,8 mm.,W:600mm.;Bend:+9
HL TDS-A141-8FOV Alloy,Ext: 60 mm.;Rise:+10;
VELO VLG-185D2 130 mm, Kraton,
VELO VL-3127A Black w/grey sidewalls, D2 base
HL SP-56 Alloy black, Diam.27,2 mm., L:250 mm;
HL AT-01 Alloy bolt type, Black, Diam.31,8 mm.
SHIMANO BR-M475 Mechanical disc brake
SHIMANO BR-M475 Mechanical disc brake
SHIMANO ST-EF50-8

Shock: KS-291 rebound adjuster
Fork: SUNTOUR AXON D LO magnesium body w/preload adjuster,
mechanical lock out, hydraulic damping
FC: SHIMANO FC-M410 Alivio alloy 170 mm. 42x32x22T w/CG
RD: SHIMANO RD-M410 Alivio
FD: SHIMANO FD-M410E E-type
ST: SHIMANO ST-M410 Alivio EZ-Fire Shift/Brake levers 24 speed
Rims: X-TAS X5 Double wall 24H, ETRTO 559x18, 1 side CNC
Spokes: 24 AERO black spokes 12G, 12x2 lacing pattern
Hubs: JOY TECH Alloy black 24H/12G;F:D341DSE Q.R./R:D342DSE Q.R.

FRAME
FORK
HEAD SET
KICKSTAND

26" Alloy suspension, Downhill, D-type
HL CH-650DH(AMS) ADJ.,alloy body, travel 100 mm.
VP A71 threadless A-head set, ED BK + spacers 3 x 5 mm.
ALLOY ADJUSTABLE

B.B.SET
CHAINWHEEL
CHAIN
PEDALS

VP BC73 cartridge sealed bearing, axle 122.5 mm
SHIMANO FC-TX70 alloy 170 mm. 42x34x24T w/o CG
KMC Z51 1/2"x3/32", Pin length: 7.3mm
VP 896N One piece PVC body,w/BS refl.,K mark

REAR DERAILLEUR
FRONT DERAILLEUR
SHIFTING LEVERS
FREEWHEEL

SHIMANO RD-TX50 DATT
SHIMANO FD-C050M6
SHIMANO ST-EF50-7 EZ-Fire Shift/Brake levers 21 speed
SHIMANO MF-TZ07 Multiple Freewheel, 14-28T

RIMS
SPOKES
HUBS
TIRES

X-POSE X5 Double wall 36H, ETRTO 559x18, 1 side CNC
9x4 lacing pattern, 36 BLACK 14G w/BRASS nipples
JOY TECH Alloy black 36H/14G;F:DO41DSE Q.R./R:D242 Q.R.
KENDA KINETICS 26x2.10 K877F / K887R, w/logo, 30 TPI

HANDLEBAR
STEM
GRIPS
SADDLE
SEAT POST
SEAT CLAMP
BRAKE FRONT
BRAKE REAR
BRAKE LEVERS

HL MTB-153 Steel black Rise:30 mm.; W:600 mm
HL TDS-A178-8 Alloy w/4 bolts cap, Ext: 90 mm.; Rise:+10
VELO VLG-230 125 mm, Soft PVC
VELO VL-1090 Black/grey w/elastomers
HL SP-56 Alloy black, Diam.27,2 mm., L:250 mm;
HL AT-01 Alloy bolt type, Black, Diam.31,8 mm.
PROMAX DSK-400 Mechanical floating disc brake
PROMAX DSK-400 Mechanical floating disc brake
SHIMANO ST-EF50-7



26" Alloy suspension, Downhill, D-type
HL CH-650DH(AMS) adj.,alloy body, travel 100 mm.
VP A71 threadless A-head set, ED BK
ALLOY ADJUSTABLE

VP BC73 cartridge sealed bearing, axle 118 mm
PROWHEEL PHAETON-150 alloy 170 mm.,42x34x24T,w/CG
KMC Z51 1/2"x3/32", Pin length: 7.3mm
VP 896N One piece PVC body,w/BS refl.,K mark

SHIMANO RD-TX50 DATT
SHIMANO FD-C050M6
SHIMANO ST-EF50-7 EZ-Fire Shift/Brake levers 21 speed
SHIMANO MF-TZ07 Multiple Freewheel, 14-28T

X-PERT X3 Double wall 36H, ETRTO 559x21, 2 sides CNC
36 black spokes 14G w/BRASS nipples 12mm.
JOY TECH Alloy black 36H/14G;F:DO41DSE Q.R./R:JY754
KENDA K850 26x2.10 black,w/logo, A/V35 mm.

HL MTB-153 Steel black Rise:30 mm.; W:600 mm
HL TDS-C41-8 Alloy, Ext: 90 mm.; Rise:+10
VELO VLG-230 125 mm, Soft PVC
VELO VL-3123A Black w/grey sidewalls
HL SP-56 Alloy black, Diam.30,4 mm., L:250 mm;
HL AT-01 Alloy bolt type, Black, Diam.35.0 mm.
PROMAX DSK-400 Mechanical floating disc brake
PROMAX TX115C, Melt-forged ALLOY V-brake, 108 mm.
SHIMANO ST-EF50-7



CLIMBER



CREDO



APEX



PHANTOM

FRAME
FORK
HEAD SET
KICKSTAND

26" Alloy suspension, baseball type, Rear Swing arm
HL CH-386 steel w/alloy crown, travel 60 mm.
VP A71 threadless A-head set, ED BK
ALLOY ADJUSTABLE

B.B.SET
CHAINWHEEL
CHAIN
PEDALS

VP BC73 cartridge sealed bearing, axle 118 mm
PROWHEEL PHAETON-150 alloy 170 mm.,42x34x24T,w/CG
KMC Z51 1/2"x3/32", Pin length: 7.3mm
VP 896N One piece PVC body,w/BS refl.,K mark

REAR DERAILLEUR
FRONT DERAILLEUR
SHIFTING LEVERS
FREEWHEEL

SHIMANO RD-TX50 DATT
SHIMANO FD-C101-A E-type
SHIMANO ST-EF50-7 EZ-Fire Shift/Brake levers 21 speed
SHIMANO MF-TZ07 Multiple Freewheel, 14-28T

RIMS
SPOKES
HUBS
TIRES

X-POSE X5 Double wall 36H, ETRTO 559x18, 3 sides CNC
9x4 lacing pattern, 36 BLACK 14G w/BRASS nipples
JOY TECH Alloy black 36H/14G;F:DO41DSE Q.R./R:JY754
KENDA K850 26x2.10 black,w/logo, A/V35 mm.

HANDLEBAR
STEM
GRIPS
SADDLE
SEAT POST
SEAT CLAMP
BRAKE FRONT
BRAKE REAR
BRAKE LEVERS

HL MTB-153 Steel black Rise:30 mm.; W:600 mm
HL TDS-C41-8 Alloy, Ext: 90 mm.; Rise:+10
VELO VLG-230 125 mm, Soft PVC
VELO VL-3127A Black w/grey sidewalls, D2 base
HL SP-56 Alloy black, Diam.30,4 mm., L:250 mm;
HL AT-01 Alloy bolt type, Black, Diam.35.0 mm.
PROMAX DSK-400 Mechanical floating disc brake
PROMAX TX115C; Melt-forged ALLOY V-brake, 108 mm.
SHIMANO ST-EF50-7

26" Alloy suspension, D-type
HL CH-540 alloy body w/alloy crown, travel 60 mm.
VP A71 threadless A-head set, ED BK
ALLOY ADJUSTABLE

VP BC73 cartridge sealed bearing, axle 118 mm
PROWHEEL PHAETON-150 alloy 170 mm.,42x34x24T,w/CG
KMC Z72 1/2"x3/32", Pin length:7.1mm.; Color:Dark Silver
VP 896N One piece PVC body,w/BS refl.,K mark

SHIMANO RD-CT95 Altus
SHIMANO FD-C050M6
SHIMANO SL-RS41-8 Revoshift 24 speed
SHIMANO CS-HG30-81 Cassette sprocket, 11-32T

X-TAS X5 Double wall 36H, ETRTO 559x18, 3 sides CNC
24 AERO black spokes 14G, 12x2 lacing pattern
JOY TECH Alloy black 24H/14G;F:DO41DSE Q.R./R:FH802NDSE
KENDA K850 26x2.10 black,w/logo, A/V35 mm.

HL MTB-153 Steel black Rise:30 mm.; W:600 mm
HL TDS-C41-8 Alloy, Ext: 90 mm.; Rise:+10
VELO VLG-230-4 92 mm, Soft PVC
VELO VL-3127A Black w/grey sidewalls, D2 base
HL SP-56 Alloy black, Diam.27,2 mm., L:250 mm;
HL AT-01 Alloy bolt type, Black, Diam.31.8 mm.
PROMAX DSK-400 Mechanical floating disc brake
PROMAX TX115C; Melt-forged ALLOY V-brake, 108 mm.
PROMAX BL-46AP Alloy lever w/resin bracket



FRAME
FORK
HEAD SET
KICKSTAND

26" Alloy suspension, Y-type, Front: brush+c.c.
HL CH-327E w/pressed steel crown, travel 50 mm.
VP MH-501 threaded oversize head set, ED BK
ALLOY ADJUSTABLE

B.B.SET
CHAINWHEEL
CHAIN
PEDALS

VP B32 + 3AB axle 117.5 mm
PROWHEEL ISP315P6 steel 170 mm.,48x38x28T,w/CG
KMC Z30 1/2"x3/32", Pin length: 7.3mm
VP 896N One piece PVC body,w/BS refl.,K mark

REAR DERAILLEUR
FRONT DERAILLEUR
SHIFTING LEVERS
FREEWHEEL

SHIMANO RD-TY18 DATT
SHIMANO FD-TZ31TM6
SHIMANO SL-RS31-6 Revoshift 18 speed
SHIMANO MF-TZ06 Multiple Freewheel, 14-28T

RIMS
SPOKES
HUBS
TIRES

X-PERT X3 Double wall 36H, ETRTO 559x21, 2 sides CNC
36 black spokes 14G w/BRASS nipples 12mm.
JOY TECH Alloy black 36H/14G;F:JY753/R:JY754,nutted
KENDA K850 26x1.95 black,w/logo, A/V35 mm.

HANDLEBAR
STEM
GRIPS
SADDLE
SEAT POST
SEAT CLAMP
BRAKE FRONT
BRAKE REAR
BRAKE LEVERS

HL MTB-153 Steel black Rise:30 mm.; W:600 mm
HL MTS-295K-5 Steel w/alloy cap,Ext:100 mm.;Rise:+10
VELO VLG-230-4 92 mm, Soft PVC
GW-628-S1 Black w/grey rear corners
HL SP-200 Steel CP, Diam.27,2 mm., L:250 mm;
HL AT-01 Alloy bolt type, Diam.31,8 mm.,
PROMAX TX115C; Melt-forged ALLOY V-brake, 108 mm.
PROMAX TX115C; Melt-forged ALLOY V-brake, 108 mm.
PROMAX BL-46AP Alloy lever w/resin bracket

26" Steel hi-ten suspension, D-type
HL CH-381 w/pressed steel crown, travel 60 mm.
VP MH-501 threaded oversize head set, ED BK
ALLOY ADJUSTABLE

VP B32 + 3LB axle 116 mm
PROWHEEL MAP-100 steel 170 mm.,42x34x24T,w/CG
KMC Z51 1/2"x3/32", Pin length: 7.3mm
VP 896N One piece PVC body,w/BS refl.,K mark

SHIMANO RD-TX50 DATT
SHIMANO FD-TZ30TS6
SHIMANO SL-RS31-7 Revoshift 21 speed
SHIMANO MF-TZ07 Multiple Freewheel, 14-28T

X-POSE X3 Double wall 36H, ETRTO 559x21,
9x4 lacing pattern, 36 BLACK 14G w/BRASS nipples
JOY TECH Alloy black 36H/14G;F:DO41DSE Q.R./R:D242DSE Q.R.
KENDA K850 26x1.95 black,w/logo, A/V35 mm.

HL MTB-153 Steel black Rise:30 mm.; W:600 mm
HL MTS-295K-5 Steel w/alloy cap,Ext:100 mm.;Rise:+10
VELO VLG-230-4 92 mm, Soft PVC
VELO VL-3123A Black w/grey sidewalls
HL SP-200 Steel CP, Diam.25,4 mm., L:250 mm;
HL SQR-120 Quick release alloy black
PROMAX DSK-400 Mechanical floating disc brake
PROMAX DSK-400 Mechanical floating disc brake
PROMAX BL-46AP Alloy lever w/resin bracket



MONTANA



MAWERICK



SCORPION



NOMAD

FRAME
FORK
HEAD SET
KICKSTAND

26" Steel hi-ten suspension, D-type
HL CH-381 w/pressed steel crown, travel 60 mm.
VP MH-501 threaded oversize head set, ED BK
ALLOY ADJUSTABLE

B.B.SET
CHAINWHEEL
CHAIN
PEDALS

VP B32 + 3AB axle 117.5 mm
PROWHEEL ISP315P6 steel 170 mm, 4.8x38x28T, w/CG
KMC Z30 1/2"x3/32", Pin length: 7.3mm
VP 896N One piece PVC body, w/BS refl., K mark

REAR DERAILLEUR
FRONT DERAILLEUR
SHIFTING LEVERS
FREEWHEEL

SHIMANO RD-TY18 DATT
SHIMANO FD-TZ31TS6
SHIMANO SL-RS31-6 Revoshift 18 speed
SHIMANO MF-TZ06 Multiple Freewheel, 14-28T

RIMS
SPOKES
HUBS
TIRES

X-POSE X3 Double wall 36H, ETRTO 559x21, 2 sides CNC
9x4 lacing pattern, 36 BLACK 14G w/BRASS nipples
JOY TECH Alloy black 36H/14G; F:DO41DSE Q.R./R:JY754
KENDA K850 26x1.95 black, w/logo, A/V35 mm.

HANDLEBAR
STEM
GRIPS
SADDLE
SEAT POST
SEAT CLAMP
BRAKE FRONT
BRAKE REAR
BRAKE LEVERS

HL MTB-153 Steel black Rise:30 mm.; W:600 mm
HL SLU-80-5 Steel SS.BK; Ext:100 mm.; Rise:+10
VELO VLG-230-4 92 mm, Soft PVC
GW-628-S1 Black w/grey rear corners
HL SP-200 Steel CP, Diam.25,4 mm., L:250 mm;
HL SQR-120 Quick release alloy black
PROMAX DSK-400 Mechanical floating disc brake
PROMAX TX115C; Melt-forged ALLOY V-brake, 108 mm.
PROMAX BL-46AP Alloy lever w/resin bracket

26" Steel hi-ten suspension, D-type
HL CH-327E w/pressed steel crown, travel 50 mm.
VP MH-501 threaded oversize head set, ED BK
ALLOY ADJUSTABLE

VP B32 + 3AB axle 117.5 mm
PROWHEEL ISP315P6 steel 170 mm, 4.8x38x28T, w/CG
KMC Z51 1/2"x3/32", Pin length: 7.3mm
VP 896N One piece PVC body, w/BS refl., K mark

SHIMANO RD-TX50 DATT
SHIMANO FD-TZ31TS6
SHIMANO SL-RS31-7 Revoshift 21 speed
SHIMANO MF-TZ07 Multiple Freewheel, 14-28T

X-PERT X3 Double wall 36H, ETRTO 559x21, 2 sides CNC
36 black spokes 14G w/BRASS nipples 12mm.
JOY TECH Alloy black 36H/14G; F:JY753/R:JY754, nudded
KENDA K850 26x1.95 black, w/logo, A/V35 mm.

HL MTB-153 Steel black Rise:30 mm.; W:600 mm
HL SLU-80-5 Steel SS.BK; Ext:100 mm.; Rise:+10
VELO VLG-230-4 92 mm, Soft PVC
GW-628-S1 Black w/grey rear corners
HL SP-200 Steel CP, Diam.25,4 mm., L:250 mm;
HL SQR-120 Quick release alloy black
PROMAX TX115C; Melt-forged ALLOY V-brake, 108 mm.
PROMAX TX115C; Melt-forged ALLOY V-brake, 108 mm.
PROMAX BL-46AP Alloy lever w/resin bracket



FRAME
FORK
HEAD SET
KICKSTAND

26" Steel hi-ten suspension,
HL CH-327E w/pressed steel crown, travel 50 mm.
VP MH-501 threaded oversize head set, ED BK
ALLOY ADJUSTABLE

B.B.SET
CHAINWHEEL
CHAIN
PEDALS

VP B32 + 3AB axle 117.5 mm
PROWHEEL ISP315P6 steel 170 mm, 4.8x38x28T, w/CG
KMC Z30 1/2"x3/32", Pin length: 7.3mm
VP 896N One piece PVC body, w/BS refl., K mark

REAR DERAILLEUR
FRONT DERAILLEUR
SHIFTING LEVERS
FREEWHEEL

SHIMANO RD-TY18 DATT
SHIMANO FD-TZ31TS6
SHIMANO SL-RS31-6 Revoshift 18 speed
SHIMANO MF-TZ06 Multiple Freewheel, 14-28T

RIMS
SPOKES
HUBS
TIRES

X-POSE X3 Double wall 36H, ETRTO 559x21, 2 sides CNC
9x4 lacing pattern, 36 BLACK 14G w/BRASS nipples
JOY TECH Alloy black 36H/14G; F:JY753/R:JY754, nudded
KENDA K850 26x1.95 black, w/logo, A/V35 mm.

HANDLEBAR
STEM
GRIPS
SADDLE
SEAT POST
SEAT CLAMP
BRAKE FRONT
BRAKE REAR
BRAKE LEVERS

HL MTB-153 Steel black Rise:30 mm.; W:600 mm
HL SLU-80-5 Steel SS.BK; Ext:100 mm.; Rise:+10
VELO VLG-230-4 92 mm, Soft PVC
GW-628-S1 Black w/grey rear corners
HL SP-200 Steel CP, Diam.25,4 mm., L:250 mm;
HL SQR-120 Quick release alloy black
PROMAX TX115C; Melt-forged ALLOY V-brake, 108 mm.
PROMAX TX115C; Melt-forged ALLOY V-brake, 108 mm.
PROMAX BL-46AP Alloy lever w/resin bracket

26" Steel hi-ten suspension, Y-type
HL CH-327E w/pressed steel crown, travel 50 mm.
VP MH-501 threaded oversize head set, ED BK
ALLOY ADJUSTABLE

VP B32 + 3AB axle 117.5 mm
PROWHEEL ISP315P6 steel 170 mm, 4.8x38x28T, w/CG
KMC Z30 1/2"x3/32", Pin length: 7.3mm
VP 896N One piece PVC body, w/BS refl., K mark

SHIMANO RD-TY18 DATT
SHIMANO FD-TZ31TS6
SRAM MRX 6 Revoshifters 18 speed
SHIMANO MF-TZ06 Multiple Freewheel, 14-28T

X-PERT X3 Double wall 36H, ETRTO 559x21, 2 sides CNC
36 black spokes 14G w/BRASS nipples 12mm.
JOY TECH Alloy black 36H/14G; F:JY753/R:JY754, nudded
KENDA K850 26x1.95 black, w/logo, A/V35 mm.

HL MTB-153 Steel black Rise:30 mm.; W:600 mm
HL SLU-80-5 Steel SS.BK; Ext:100 mm.; Rise:+10
VELO VLG-230-4 92 mm, Soft PVC
GW-628-S1 Black w/grey rear corners
HL SP-200 Steel CP, Diam.25,4 mm., L:250 mm;
HL SQR-120 Quick release alloy black
PROMAX VS-16M Steel V-brake, 108 mm.
PROMAX VS-16M Steel V-brake, 108 mm.
PROMAX BL-64P Resin w/steel insert lever

Hardtail bikes

ALLOY FRAME

- PARALLAX 29
- SPORTER 30
- SPEEDSTER 31
- SPRINTER se 32
- SPRINTER eco 33

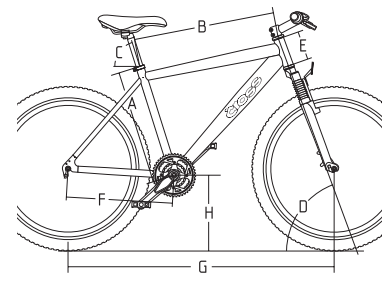
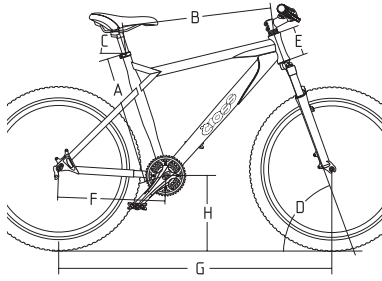
- SPIDER 34
- FAVORIT 35
- TONUS gent 36
- TONUS lady 37

STEEL FRAME



PARALLAX

	Frame	18"
Frame size (mm)	A	457.0
Effective top tube length (mm)	B	570.9
Seat tube angle	C	73.5°
Head tube angle	D	71.0°
Head tube length (mm)	E	140.0
Chain stay length (mm)	F	425.0
Wheel base (mm)	G	1073.5
Bottom bracket height (mm)	H	293.4



hardtail bikes

hardtail bikes

30

SPORTER

		Frame → 18" 20" ←	
Frame size (mm)	A	460.0	510.0
Effective top tube length (mm)	B	571.5	593.5
Seat tube angle	C	73.0°	73.0°
Head tube angle	D	71.0°	71.0°
Head tube length (mm)	E	115.0	115.0
Chain stay length (mm)	F	425.0	425.0
Wheel base (mm)	G	1067.6	1082.7
Bottom bracket height (mm)	H	300.1	300.1

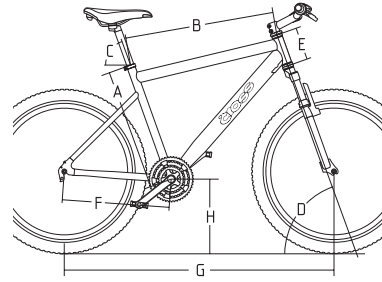
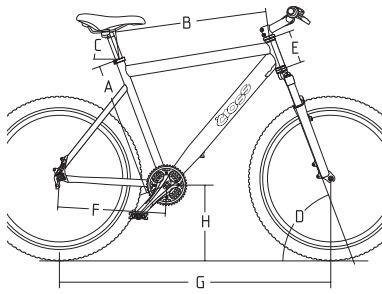
alloy frame

31

SPEEDSTER

		Frame → 18" 20" ←	
Frame size (mm)	A	457.2	508.0
Effective top tube length (mm)	B	561.9	570.7
Seat tube angle	C	74.0°	74.0°
Head tube angle	D	71.5°	71.5°
Head tube length (mm)	E	115.0	115.0
Chain stay length (mm)	F	425.0	425.0
Wheel base (mm)	G	1053.1	1053.6
Bottom bracket height (mm)	H	301.0	301.0

alloy frame



hardtail bikes

hardtail bikes

32

SPRINTER^{special edition}

		Frame → 17"	19"	21" ←
Frame size (mm)	A	430.0	480.0	530.0
Effective top tube length (mm)	B	588.3	593.0	602.1
Seat tube angle	C	71.0°	71.0°	71.0°
Head tube angle	D	71.0°	71.0°	71.0°
Head tube length (mm)	E	130.0	130.0	130.0
Chain stay length (mm)	F	425.0	425.0	425.0
Wheel base (mm)	G	1072.6	1072.6	1072.6
Bottom bracket height (mm)	H	300.5	300.5	300.5

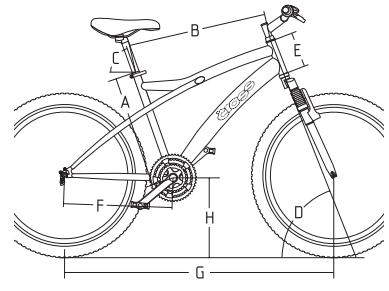

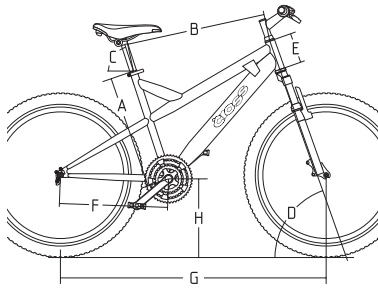
alloy frame

33

SPRINTER^{eco}

		Frame → 17"	19"	21" ←
Frame size (mm)	A	430.0	480.0	530.0
Effective top tube length (mm)	B	588.7	594.9	602.1
Seat tube angle	C	71.0°	71.0°	71.0°
Head tube angle	D	71.0°	71.0°	71.0°
Head tube length (mm)	E	130.0	115.0	130.0
Chain stay length (mm)	F	425.0	425.0	425.0
Wheel base (mm)	G	1072.6	1072.6	1072.6
Bottom bracket height (mm)	H	296.2	296.2	296.2

alloy frame



hardtail bikes

hardtail bikes

34

35

SPIDER

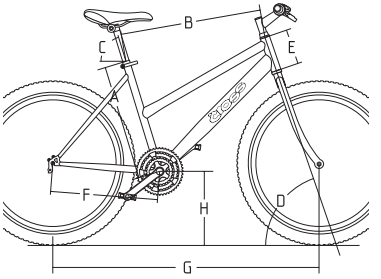
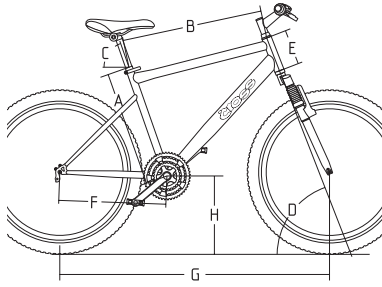
FAVORIT

	Frame	18"
Frame size (mm)	A	450.0
Effective top tube length (mm)	B	555.3
Seat tube angle	C	72.5°
Head tube angle	D	71.0°
Head tube length (mm)	E	120.0
Chain stay length (mm)	F	430.0
Wheel base (mm)	G	1059.3
Bottom bracket height (mm)	H	312.1

	Frame	17"
Frame size (mm)	A	430.0
Effective top tube length (mm)	B	568.5
Seat tube angle	C	72.0°
Head tube angle	D	71.0°
Head tube length (mm)	E	110.0
Chain stay length (mm)	F	430.0
Wheel base (mm)	G	1069.2
Bottom bracket height (mm)	H	316.7

steel frame

steel frame



hardtail bikes

hardtail bikes

36

37

TONUS^{gent}

		Frame → 16"	18"	21" ←
Frame size (mm)	A	406.0	457.0	533.0
Effective top tube length (mm)	B	531.8	559.6	593.8
Seat tube angle	C	73.0°	73.0°	73.0°
Head tube angle	D	71.0°	71.0°	71.0°
Head tube length (mm)	E	140.0	140.0	140.0
Chain stay length (mm)	F	425.0	425.0	425.0
Wheel base (mm)	G	1036.1	1058.6	1080.4
Bottom bracket height (mm)	H	311.0	311.0	294.1

TONUS^{lady}

		Frame → 15"	18"	20" ←
Frame size (mm)	A	381.0	457.0	500.0
Effective top tube length (mm)	B	531.9	559.1	586.0
Seat tube angle	C	73.0°	73.0°	73.0°
Head tube angle	D	71.0°	71.0°	71.0°
Head tube length (mm)	E	140.0	140.0	140.0
Chain stay length (mm)	F	425.0	425.0	425.0
Wheel base (mm)	G	1036.1	1058.6	1080.4
Bottom bracket height (mm)	H	294.0	294.0	294.1

steel frame

steel frame



PARALLAX



SPORTER



SPEEDSTER



special edition SPRINTER

FRAME
FORK
HEAD SET
SPACERS

26" Alloy hardtail, HYDROTUBING, integrated H/T, disc tabs
SUNTOUR XCM LO w/preload adjuster, mechanical lock out
VP A41AC Semi-integrated threadless A-head set, ED BK
Conical top cover VP-MH-S73A 15 mm.

B.B.SET
CHAINWHEEL
CHAIN
PEDALS

VP BC73 cartridge sealed bearing, axle 110.5 mm
SHIMANO FC-M340 Acera alloy 170 mm. 42x32x22T w/CG
KMC Z72 1/2"x3/32", Pin length:7.1mm.; Color:Dark Silver
VP 988A Black P.Pbody; Anodized black alloy cage; w/BS refl.

REAR DERAILLEUR
FRONT DERAILLEUR
SHIFTING LEVERS
FREEWHEEL

SHIMANO RD-M340 Acera
SHIMANO FD-CT92EB E-type
SHIMANO ST-EF50-8 EZ-Fire Shift/Brake levers 24 speed
SHIMANO CS-HG30-8I Cassette sprocket, 11-32T

RIMS
SPOKES
HUBS
TIRES

X-TAS X5 Double wall 24H, ETRTO 559x18, 1 side CNC
24 AERO black spokes 12G, 12x2 lacing pattern
JOY TECH Alloy black 24H/12G;F:D341DSE Q.R./R:D342DSE Q.R.
KENDA KOYOTE 26x2.10 K901F / K902R, w/logo, 30 TPI

HANDLEBAR
STEM
GRIPS
SADDLE
SEAT POST
SEAT CLAMP
BRAKE FRONT
BRAKE REAR
BRAKE LEVERS

HL MTB-AL-198FOV Alloy,Diam.31,8 mm.,W:600mm.;Bend:+9
HL TDS-A141-8FOV Alloy,Ext: 60 mm.;Rise:+10;
VELO VLG-185D2 130 mm, Kraton,
VELO VL-3127A Black w/grey sidewalls, D2 base
HL SP-56 Alloy black, Diam.27,2 mm., L:250 mm;
HL AT-01 Alloy bolt type, Black, Diam.31,8 mm.
SHIMANO BR-M475 Mechanical disc brake
SHIMANO BR-M475 Mechanical disc brake
SHIMANO ST-EF50-8


26" Alloy hardtail, HYDROTUBING, integrated H/T, disc tabs
SUNTOUR XCM LO w/preload adjuster, mechanical lock out
VP A41AC Semi-integrated threadless A-head set, ED BK
3x5 mm. alloy

VP BC73 cartridge sealed bearing, axle 110.5 mm
SHIMANO FC-M410 Alivio alloy 170 mm. 42x32x22T w/CG
KMC Z72 1/2"x3/32", Pin length:7.1mm.; Color:Dark Silver
VP 988A Black P.Pbody; Anodized black alloy cage; w/BS refl.

SHIMANO RD-M410 Alivio
SHIMANO FD-M410E E-type
SHIMANO ST-M410 Alivio EZ-Fire Shift/Brake levers 24 speed
SHIMANO CS-HG30-8I Cassette sprocket, 11-32T

X-POSE X5 Double wall 36H, ETRTO 559x18, 1 side CNC
9x4 lacing pattern, 36 BLACK 14G w/BRASS nipples
JOY TECH Alloy black 36H/14G;F:DO41DSE Q.R./R:D142DSE Q.R.
KENDA KHARISMA 26x2.10 K903F / K904R, w/logo, 30 TPI

HL MTB-AL-198FOV Alloy,Diam.31,8 mm.,W:600mm.;Bend:+9
HL TDS-A141-8FOV Alloy,Ext: 60 mm.;Rise:+10;
VELO VLG-185D2 130 mm, Kraton,
VELO VL-3127A Black w/grey sidewalls, D2 base
HL SP-56 Alloy black, Diam.27,2 mm., L:250 mm;
HL AT-01 Alloy bolt type, Black, Diam.31,8 mm.
SHIMANO BR-M475 Mechanical disc brake
SHIMANO BR-M475 Mechanical disc brake
SHIMANO ST-M410 Alivio



FRAME
FORK
HEAD SET
KICKSTAND

26" Alloy 6061 T6, rigid frame, baseball type, brush+c.c.
HL CH-386 steel w/alloy crown, travel 60 mm.
VP A71 threadless A-head set, ED BK + spacers 3 x 5 mm.
ALLOY ADJUSTABLE

B.B.SET
CHAINWHEEL
CHAIN
PEDALS

VP BC73 cartridge sealed bearing, axle 118 mm
PROWHEEL PHAETON-150 alloy 170 mm.,42x34x24T,w/CG
KMC Z51 1/2"x3/32", Pin length: 7.3mm
VP 896N One piece PVC body,w/BS refl.,K mark

REAR DERAILLEUR
FRONT DERAILLEUR
SHIFTING LEVERS
FREEWHEEL

SHIMANO RD-TX50 DATT
SHIMANO FD-TZ30TM6
SHIMANO ST-EF50-7 EZ-Fire Shift/Brake levers 21 speed
SHIMANO MF-TZ07 Multiple Freewheel, 14-28T

RIMS
SPOKES
HUBS
TIRES

X-POSE X5 Double wall 36H, ETRTO 559x18, 3 sides CNC
9x4 lacing pattern, 36 BLACK 14G w/BRASS nipples
JOY TECH Alloy black 36H/14G;F:DO41DSE Q.R./R:JY754
KENDA K850 26x1.95 black,w/logo, A/V35 mm.

HANDLEBAR
STEM
GRIPS
SADDLE
SEAT POST
SEAT CLAMP
BRAKE FRONT
BRAKE REAR
BRAKE LEVERS

HL MTB-153 Steel black Rise:30 mm.; W:600 mm
HL TDS-C279-8 Alloy w/4 bolts cap;Ext:90 mm.;Rise:+17
VELO VLG-185D2 130 mm, Kraton,
VELO VL-3123A Black w/grey sidewalls
HL SP-56 Alloy black, Diam.27,2 mm., L:300 mm;
HL AT-01 Alloy bolt type, Black, Diam.31,8 mm.,
PROMAX DSK-400 Mechanical floating disc brake
PROMAX TX115C; Melt-forged ALLOY V-brake, 108 mm.
SHIMANO ST-EF50-7

26" Alloy 6061 T6, rigid frame,replaceable drop-out, disc tabs
HL CH-580(AMS) adj., alloy body w/alloy crown, travel 100 mm.
VP A71 threadless A-head set, ED BK + spacers 3 x 5 mm.
ALLOY ADJUSTABLE

VP BC73 cartridge sealed bearing, axle 110.5 mm
SHIMANO FC-M340 Acera alloy 170 mm. 42x32x22T w/CG
KMC Z72 1/2"x3/32", Pin length:7.1mm.; Color:Dark Silver
VP 988A Black P.Pbody; Anodized black alloy cage; w/BS refl.

SHIMANO RD-M340 Acera
SHIMANO FD-C050M6
SHIMANO ST-EF50-8 EZ-Fire Shift/Brake levers 24 speed
SHIMANO CS-HG30-8I Cassette sprocket, 11-32T

X-POSE X5 Double wall 36H, ETRTO 559x18, 1 side CNC
9x4 lacing pattern, 36 BLACK 14G w/BRASS nipples
JOY TECH Alloy black 36H/14G;F:DO41DSE Q.R./R:D142DSE Q.R.
KENDA K850 26x2.10 black,w/logo, A/V35 mm.

HL MTB-110PP Steel black STRAIGHT, W:580 mm
HL TDS-C56-8 Alloy, Ext: 90 mm.; Rise:+10
VELO VLG-185D2 130 mm, Kraton,
VELO VL-3127A Black w/grey sidewalls, D2 base
HL SP-56 Alloy black, Diam.27,2 mm., L:300 mm;
HL AT-01 Alloy bolt type, Black, Diam.31,8 mm.,
PROMAX DSK-400 Mechanical floating disc brake
PROMAX DSK-400 Mechanical floating disc brake
SHIMANO ST-EF50-8



^{eco}
SPRINTER



SPIDER



FAVORIT



TONUS

FRAME
FORK
HEAD SET
KICKSTAND

26" Alloy 6061 T6, rigid frame, water drop tubes
HL CH-327E w/pressed steel crown, travel 50 mm.
VP MH-501 threaded oversize head set, ED BK
ALLOY ADJUSTABLE

B.B.SET
CHAINWHEEL
CHAIN
PEDALS

VP B32 + 3LB axle 116 mm
PROWHEEL MAP-100 steel 170 mm, 4.2x34x24T, w/CG
KMC Z30 1/2"x3/32", Pin length: 7.3mm
VP 896N One piece PVC body, w/BS refl., K mark

REAR DERAILLEUR
FRONT DERAILLEUR
SHIFTING LEVERS
FREEWHEEL

SHIMANO RD-TY18 DATT
SHIMANO FD-TZ30TM6
SHIMANO SL-RS31-6 Revoshift 18 speed
SHIMANO MF-TZ06 Multiple Freewheel, 14-28T

RIMS
SPOKES
HUBS
TIRES

X-PERT X3 Double wall 36H, ETRTO 559x21, 2 sides CNC
36 black spokes 14G w/BRASS nipples 12mm.
JOY TECH Alloy black 36H/14G; F: JY753/R: JY754, nudded
KENDA K850 26x1.95 black, w/logo, A/V35 mm.

HANDLEBAR
STEM
GRIPS
SADDLE
SEAT POST
SEAT CLAMP
BRAKE FRONT
BRAKE REAR
BRAKE LEVERS

HL MTB-153 Steel black Rise:30 mm.; W:600 mm
HL MTS-295K-5 Steel w/alloy cap; Ext:100 mm.; Rise:+10
VELO VLG-230-4 92 mm, Soft PVC
GW-628-S1 Black w/grey rear corners
HL SP-200 Steel CP, Diam.27,2 mm., L:300 mm;
HL AT-01 Alloy bolt type, Diam.31,8 mm.,
PROMAX TX115C; Melt-forged ALLOY V-brake, 108 mm.
PROMAX TX115C; Melt-forged ALLOY V-brake, 108 mm.
PROMAX BL-46AP Alloy lever w/resin bracket

26" Steel hi-ten
HL CH-327E w/pressed steel crown, travel 50 mm.
VP MH-501 threaded oversize head set, ED BK
ALLOY ADJUSTABLE

VP B32 + 3AB axle 117.5 mm
PROWHEEL ISP315P6 steel 170 mm, 4.8x38x28T, w/CG
KMC Z51 1/2"x3/32", Pin length: 7.3mm
VP 896N One piece PVC body, w/BS refl., K mark

SHIMANO RD-TX50 DATT
SHIMANO FD-TZ31DS6
SHIMANO SL-RS31-7 Revoshift 21 speed
SHIMANO MF-TZ07 Multiple Freewheel, 14-28T

X-POSE X3 Double wall 36H, ETRTO 559x21, 2 sides CNC
9x4 lacing pattern, 36 BLACK 14G w/BRASS nipples
JOY TECH Alloy black 36H/14G; F: JY753/R: JY754, nudded
KENDA K850 26x1.95 black, w/logo, A/V35 mm.

HL MTB-153 Steel black Rise:30 mm.; W:600 mm
HL SLU-80-5 Steel SS.BK; Ext:100 mm.; Rise:+10
VELO VLG-230-4 92 mm, Soft PVC
GW-628-S1 Black w/grey rear corners
HL SP-200 Steel CP, Diam.25,4 mm., L:300 mm;
HL SQR-120 Quick release alloy black
PROMAX TX115C; Melt-forged ALLOY V-brake, 108 mm.
PROMAX TX115C; Melt-forged ALLOY V-brake, 108 mm.
PROMAX BL-46AP Alloy lever w/resin bracket

FRAME
FORK
HEAD SET
KICKSTAND

26" Steel hi-ten
HL CH-327E w/pressed steel crown, travel 50 mm.
VP MH-501 threaded oversize head set, ED BK
ALLOY ADJUSTABLE

B.B.SET
CHAINWHEEL
CHAIN
PEDALS

VP B32 + 3AB axle 117.5 mm
PROWHEEL ISP315P6 steel 170 mm, 4.8x38x28T, w/CG
KMC Z30 1/2"x3/32", Pin length: 7.3mm
VP 896N One piece PVC body, w/BS refl., K mark

REAR DERAILLEUR
FRONT DERAILLEUR
SHIFTING LEVERS
FREEWHEEL

SHIMANO RD-TY18 DATT
SHIMANO FD-TZ31TS6
SHIMANO SL-RS31-6 Revoshift 18 speed
SHIMANO MF-TZ06 Multiple Freewheel, 14-28T

RIMS
SPOKES
HUBS
TIRES

X-PERT X3 Double wall 36H, ETRTO 559x21, 2 sides CNC
36 black spokes 14G w/BRASS nipples 12mm.
JOY TECH Alloy black 36H/14G; F: JY753/R: JY754, nudded
KENDA K850 26x1.95 black, w/logo, A/V35 mm.

HANDLEBAR
STEM
GRIPS
SADDLE
SEAT POST
SEAT CLAMP
BRAKE FRONT
BRAKE REAR
BRAKE LEVERS

HL MTB-153 Steel black Rise:30 mm.; W:600 mm
HL SLU-80-5 Steel SS.BK; Ext:100 mm.; Rise:+10
VELO VLG-230-4 92 mm, Soft PVC
GW-628-S1 Black w/grey rear corners
HL SP-200 Steel CP, Diam.25,4 mm., L:300 mm;
HL SQR-120 Quick release alloy black
PROMAX TX115C; Melt-forged ALLOY V-brake, 108 mm.
PROMAX TX115C; Melt-forged ALLOY V-brake, 108 mm.
PROMAX BL-46AP Alloy lever w/resin bracket

26" Steel hi-ten, Gent Diamond type, Lady Trapez type
HL CH-327E w/pressed steel crown, travel 50 mm. / rigid hi-ten
VP MH-501 threaded oversize head set, ED BK
ALLOY ADJUSTABLE

VP B32 + 3AB axle 117.5 mm
PROWHEEL ISP315P6 steel 170 mm, 4.8x38x28T, w/CG
KMC Z30 1/2"x3/32", Pin length: 7.3mm
VP 896N One piece PVC body, w/BS refl., K mark

SHIMANO RD-TY18 DATT
SHIMANO FD-TZ31DS6
SHIMANO SL-RS31-6 Revoshift 18 speed
SHIMANO MF-TZ06 Multiple Freewheel, 14-28T

X-PERT X3 Double wall 36H, ETRTO 559x21, 2 sides CNC
36 black spokes 14G w/BRASS nipples 12mm.
JOY TECH Alloy black 36H/14G; F: JY753/R: JY754, nudded
KENDA K850 26x1.95 black, w/logo, A/V35 mm.

HL MTB-153 Steel black Rise:30 mm.; W:600 mm
HL SLU-80-5 Steel SS.BK; Ext:100 mm.; Rise:+10
VELO VLG-230-4 92 mm, Soft PVC
YY-909 Black w/silver sidewalls
HL SP-200 Steel CP, Diam.25,4 mm., L:300 mm;
HL SQR-120 Quick release alloy black
PROMAX TX115C; Melt-forged ALLOY V-brake, 108 mm.
PROMAX TX115C; Melt-forged ALLOY V-brake, 108 mm.
PROMAX BL-46AP Alloy lever w/resin bracket



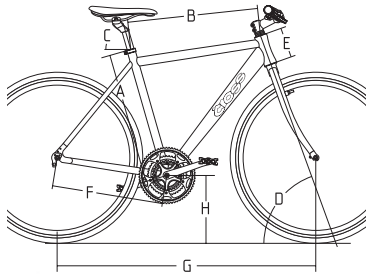
Comfort bikes

ALLOY FRAME

CROSSBOW 43
 ARROW gent 44
 ARROW lady 45
 CITERRA 46

LAGUNA 47
 TONUS gent 48
 TONUS lady 49
 REGATA gent 50
 REGATA lady 51

STEEL FRAME



700C

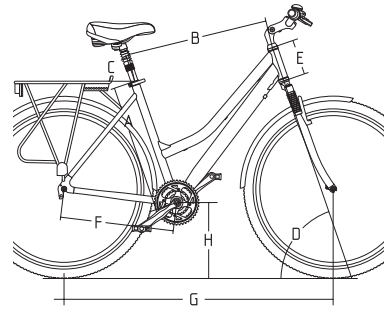
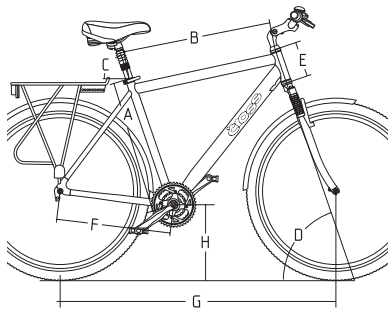
CROSSBOW

43

		Frame → 20.5" ←
Frame size (mm)	A	520.0
Effective top tube length (mm)	B	518.6
Seat tube angle	C	74.0°
Head tube angle	D	70.5°
Head tube length (mm)	E	120.0
Chain stay length (mm)	F	441.0
Wheel base (mm)	G	1026.1
Bottom bracket height (mm)	H	269.1

comfort bikes

alloy frame



comfort bikes

comfort bikes

44

ARROW gent

700C

		Frame → 19"	21" ←
Frame size (mm)	A	483.0	530.0
Effective top tube length (mm)	B	587.2	590.0
Seat tube angle	C	71.0°	71.0°
Head tube angle	D	71.0°	71.0°
Head tube length (mm)	E	140.0	140.0
Chain stay length (mm)	F	450.0	450.0
Wheel base (mm)	G	1094.3	1094.3
Bottom bracket height (mm)	H	301.5	301.5

alloy frame

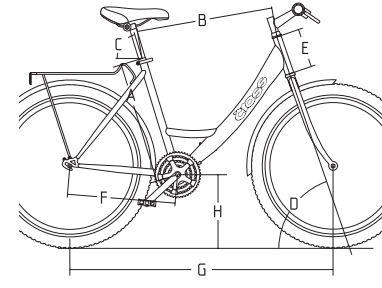
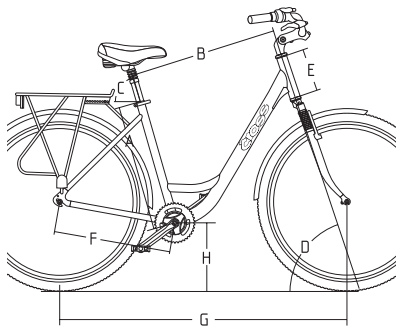
700C

ARROW lady

45

		Frame → 17"	19" ←
Frame size (mm)	A	432.0	483.0
Effective top tube length (mm)	B	562.3	562.0
Seat tube angle	C	71.0°	71.0°
Head tube angle	D	71.0°	71.0°
Head tube length (mm)	E	140.0	140.0
Chain stay length (mm)	F	450.0	450.0
Wheel base (mm)	G	1069.2	1069.2
Bottom bracket height (mm)	H	301.4	301.4

alloy frame



comfort bikes

comfort bikes

CITERRA

700C

4-6

		Frame → 18.5" 20" 21" ←		
Frame size (mm)	A	470.0	500.0	530.0
Effective top tube length (mm)	B	589.9	588.5	588.3
Seat tube angle	C	73.0°	73.0°	73.0°
Head tube angle	D	70.5°	70.5°	70.5°
Head tube length (mm)	E	170.0	170.0	170.0
Chain stay length (mm)	F	465.0	465.0	465.0
Wheel base (mm)	G	1127.2	1127.2	1127.2
Bottom bracket height (mm)	H	272.5	272.5	272.5

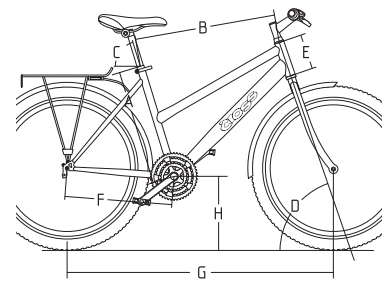
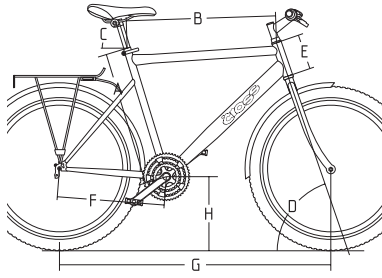
alloy frame

LAGUNA

4-7

		Frame → 19" ←
Frame size (mm)	A	483.0
Effective top tube length (mm)	B	543.1
Seat tube angle	C	73.0°
Head tube angle	D	71.0°
Head tube length (mm)	E	150.0
Chain stay length (mm)	F	430.0
Wheel base (mm)	G	1046.8
Bottom bracket height (mm)	H	292.2

steel frame



comfort bikes

comfort bikes

4 8

TONUS^{gent}

		Frame → 16"	18"	21" ←
Frame size (mm)	A	406.0	457.0	533.0
Effective top tube length (mm)	B	531.8	559.6	593.8
Seat tube angle	C	73.0°	73.0°	73.0°
Head tube angle	D	71.0°	71.0°	71.0°
Head tube length (mm)	E	140.0	140.0	140.0
Chain stay length (mm)	F	425.0	425.0	425.0
Wheel base (mm)	G	1036.1	1058.6	1080.4
Bottom bracket height (mm)	H	311.0	311.0	294.1

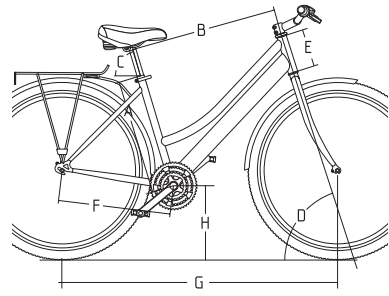
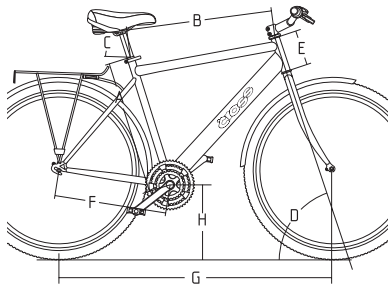
steel frame

4 9

TONUS^{lady}

		Frame → 15"	18"	20" ←
Frame size (mm)	A	381.0	457.0	500.0
Effective top tube length (mm)	B	531.9	559.1	586.0
Seat tube angle	C	73.0°	73.0°	73.0°
Head tube angle	D	71.0°	71.0°	71.0°
Head tube length (mm)	E	140.0	140.0	140.0
Chain stay length (mm)	F	425.0	425.0	425.0
Wheel base (mm)	G	1036.1	1058.6	1080.4
Bottom bracket height (mm)	H	294.0	294.0	294.1

steel frame



comfort bikes

comfort bikes

50

51

REGATA^{gent}

700C

	Frame → 20" ←	
Frame size (mm)	A	508.0
Effective top tube length (mm)	B	584.9
Seat tube angle	C	73.0°
Head tube angle	D	72.0°
Head tube length (mm)	E	150.0
Chain stay length (mm)	F	445.0
Wheel base (mm)	G	1089.2
Bottom bracket height (mm)	H	297.8

steel frame

700C

REGATA^{lady}

	Frame → 18" ←	
Frame size (mm)	A	457.0
Effective top tube length (mm)	B	581.5
Seat tube angle	C	73.0°
Head tube angle	D	72.0°
Head tube length (mm)	E	150.0
Chain stay length (mm)	F	445.0
Wheel base (mm)	G	1089.2
Bottom bracket height (mm)	H	295.1

steel frame



CROSSROAD



ARROW

FRAME
FORK
HEAD SET
SPACERS

700C Alloy 6061 T6, Fitness Gents, integrated H/T
Alloy rigid fork, Cr-mo stem
VP A41AC Semi-integrated threadless A-head set, ED BK
Conical top cover VP-MH-S73A 15 mm. + 1 x 10 mm

B.B.SET
CHAINWHEEL
CHAIN
PEDALS
CHAINGUARD

VP BC73 cartridge sealed bearing, axle 113 mm.
SHIMANO FC-2203 alloy 170 mm. 52x42x30T w/o CG
KMC Z72 1/2"x3/32", Pin length:7.1mm.; Color:Dark Silver
VP 988A Black P.Pbody; Anodized black alloy cage; w/BS refl.

REAR DERAILLEUR
FRONT DERAILLEUR
SHIFTING LEVERS
FREEWHEEL

SHIMANO RD-2200
SHIMANO FD-R443A
SHIMANO ST-R220/224 EZ-Fire Shift/Brake levers 24 speed
SHIMANO CS-HG50-8 Cassette sprocket, 13-26T

RIMS
SPOKES
HUBS
TIRES

X-TAS Double wall 24H, ETRTO 622x13, 2 sides CNC
24 AERO black spokes 14G, 12x2 lacing pattern
JOY TECH racing type 24H/14G; F:A171SB Q.R./R:F192SB Q.R.
KENDA KWEST K193 700x28C black,w/logo, A/V35 mm.30 TPI

HANDLEBAR
STEM
GRIPS
SADDLE
SEAT POST
SEAT CLAMP
BRAKE FRONT
BRAKE REAR
BRAKE LEVERS

HL MTB-AL-110PP Alloy STRAIGHT; W: 560 mm.;
HL TDS-A265-8 Alloy, Ext: 90; Rise: +15
HERRMANS UDE D02 B, Kraton, 120 mm.
VELO VL-1090 Black/grey w/elastomers
HL SP-151 Alloy; Diam.27,2 mm., L:300 mm;
HL AT-01 Alloy bolt type, Diam.31,8 mm.,
PROMAX TX115C; Melt-forged ALLOY V-brake, 108 mm.
PROMAX TX115C; Melt-forged ALLOY V-brake, 108 mm.
Power modulator - SM-PM40 for V-brake

CTB COMPONENTS
MUDGUARDS
CARRIER
LIGH SET
REFLECTORS
BELL



700C Alloy 6061 T6, Trekking Gents-Diamond, Lady-Low step type
HL CH-T120 steel w/alloy crown, travel 30 mm.
VP MH-501 threaded oversize head set, ED BK
KICKSTAND - ALLOY ADJUSTABLE

VP BC73C cartridge sealed bearing, axle 122.5 mm
SHIMANO FC-TX71 alloy 170 mm. 48x38x28T
KMC Z51 1/2"x3/32", Pin length: 7.3mm
VP 896N One piece PVC body,w/BS refl.,K mark
HERRMANS KS46-48 grey smoked for tripple

SHIMANO RD-TX50 DATT
SHIMANO FD-TZ31DM6
SHIMANO ST-EF50-7 EZ-Fire Shift/Brake levers 21 speed
SHIMANO MF-TZ07 Multiple Freewheel, 14-28T

X-POSE X5 Double wall 36H, ETRTO 622x18, 3 sides CNC
9x4 lacing pattern, 36 BLACK 14G w/BRASS nipples
JOY TECH Alloy black 36H/14G;F:JY753/R:JY754,nuttid
KENDA K935 700x40C black,w/logo, A/V35 mm.

HL NR-16 Steel Back swept:33;W:590 mm.;Rise:26 mm.
HL MTS-C231N-5 Alloy adjustable SS.A.BK;Ext:110 mm.
HERRMANS Grip Zegla D04 B, Kraton, 120 mm.
VELO VL-6015E Black/silver, w/elastomers
HL SP-80N Alloy suspension; Diam.27,2 mm., L:300 mm;
HL AT-01 Alloy bolt type, Black, Diam.31,8 mm.,
PROMAX TX115C; Melt-forged ALLOY V-brake, 108 mm.
PROMAX TX115C; Melt-forged ALLOY V-brake, 108 mm.
SHIMANO ST-EF50-7

Chromoplastic, w/security clips, spoiler
HYJ-D9 Alloy adjustable, 3 legs, w/spring
Dynamo type, German standard, Double contact
Herrmans - BS or K standard
NUVO NH-B415



CITERRA



LAGUNA



TONUS



REGATA

FRAME
FORK
HEAD SET
KICKSTAND

700C x 20" Alloy 6061 T6, City Lady, Wave type,
HL CH-T120 steel w/alloy crown, travel 30 mm.
VP MH-501 threaded oversize head set, ED BK
ALLOY ADJUSTABLE

B.B.SET
CHAINWHEEL
CHAIN
PEDALS
CHAINGUARD

VP BC73C cartridge sealed bearing, axle 118 mm
PROWHEEL PRO-A38-110 steel 170 mm. 38T
KMC Z30 1/2"x3/32", Pin length: 7.3mm
VP 896N One piece PVC body,w/BS refl.,K mark
HERRMANS KS38 grey smoked for single

REAR DERAILLEUR
FRONT DERAILLEUR
SHIFTING LEVERS
FREEWHEEL

SRAM Spectro 7 coaster brake

SRAM Twist shifter 7 speed
SRAM sprocket 18T

RIMS
SPOKES
HUBS
TIRES

X-PERT X3 Double wall 36H, ETRTO 622x21, 2 sides CNC
36 BLACK 14G w/BRASS nipples 12mm.
JOY TECH F:JY753 / R: SRAM IGH 7 speed coaster brake
KENDA K935 700x40C black,w/logo, A/V35 mm.

HANDLEBAR
STEM
GRIPS
SADDLE
SEAT POST
SEAT CLAMP
BRAKE FRONT
BRAKE REAR
BRAKE LEVERS

HL NR-16 Steel Back swept:33;W:590 mm.;Rise:26 mm.
HL MTS-C231N-5 Alloy adjustable SS.ABK;Ext:110 mm.
HERRMANS Grip Zeglo DO4 B, Kraton, 90/120 mm.
VELO VL-6049P Black, w/springs
HL SP-56 Alloy; Diam.27,2 mm., L:300 mm;
HL AT-01 Alloy bolt type, Black, Diam.31,8 mm.,
PROMAX TX115C; Melt-forged ALLOY V-brake, 108 mm.
SRAM S7 coaster brake
PROMAX BL-46AP Alloy lever w/resin bracket for front

CTB COMPONENTS
MUDGUARDS
CARRIER
LIGH SET
REFLECTORS
BELL

Chromoplastic, w/security clips, spoiler
HYJ-D9 Alloy adjustable, 3 legs, w/spring
Dynamo type, German standard, Double contact
Herrmans - BS or K standard
NUVO NH-B417

OPTION 1 - SRAM T3 coaster brake 3 speed / frame 20"
OPTION 2 - SHIMANO 21 speed TX50/ST-EF50-7/frame 18.5",20",21"

26" Steel hi-ten, City Lady, Wave type,
Rigid hi-ten
VP MH-501 threaded oversize head set, ED BK
ALLOY ADJUSTABLE

VP B32 + 3AB axle 117.5 mm
PROWHEEL ISP315P6 steel 170 mm.,48x38x28T,w/CG
KMC Z30 1/2"x3/32", Pin length: 7.3mm
VP 896N One piece PVC body,w/BS refl.,K mark

SHIMANO RD-TY18 DATT
SHIMANO FD-TZ31DS6
SHIMANO SL-RS31-6 Revoshift 18 speed
SHIMANO MF-TZ06 Multiple Freewheel, 14-28T

X-ULT X1 Single wall 36H, ETRTO 559x21,
36 CP spokes 14G w/BRASS nipples 12mm.
JOY TECH Steel black 36H/14G;F:JY433/R:JY434,nuttet
KENDA K948 26x1.95 black,w/logo, A/V35 mm.

HL NR-16 Steel Back swept:33;W:590 mm.;Rise:26 mm.
HL MTS-C231N-5 Alloy adjustable; Ext:110 mm.
VELO VLG-230-4 92 mm, Soft PVC
GW-608-B Black w/grey sidewalls
HL SP-200 Steel CP, Diam.25,4 mm., L:300 mm;
HL SQR-120 Quick release alloy black
PROMAX TX115C; Melt-forged ALLOY V-brake, 108 mm.
PROMAX TX115C; Melt-forged ALLOY V-brake, 108 mm.
PROMAX BL-46AP Alloy lever w/resin bracket

Steel, Silver powder coated, w/spoiler
HYJ-21 Steel carrier, 2 legs, w/spring
Dynamo type, German standard, Double contact
Herrmans - BS or K standard
NUVO NH-B415

FRAME
FORK
HEAD SET
KICKSTAND

26" Steel hi-ten, Gent-Diamond type, Lady-Trapez type
Rigid hi-ten
VP MH-501 threaded oversize head set, ED BK
ALLOY ADJUSTABLE

B.B.SET
CHAINWHEEL
CHAIN
PEDALS
CHAINGUARD

VP B32 + 3AB axle 117.5 mm
PROWHEEL ISP315P6 steel 170 mm.,48x38x28T,w/CG
KMC Z30 1/2"x3/32", Pin length: 7.3mm
VP 896N One piece PVC body,w/BS refl.,K mark

REAR DERAILLEUR
FRONT DERAILLEUR
SHIFTING LEVERS
FREEWHEEL

SHIMANO RD-TY18 DATT
SHIMANO FD-TZ31DS6
SHIMANO SL-RS31-6 Revoshift 18 speed
SHIMANO MF-TZ06 Multiple Freewheel, 14-28T

RIMS
SPOKES
HUBS
TIRES

X-ULT X1 Single wall 36H, ETRTO 559x21,
36 CP spokes 14G w/BRASS nipples 12mm.
JOY TECH Steel black 36H/14G;F:JY433/R:JY434,nuttet
KENDA K948 26x1.95 black,w/logo, A/V35 mm.

HANDLEBAR
STEM
GRIPS
SADDLE
SEAT POST
SEAT CLAMP
BRAKE FRONT
BRAKE REAR
BRAKE LEVERS

HL MTB-153 Steel black Rise:30 mm.; W:600 mm
HL SLU-80-5 Steel SS.BK; Ext:100 mm.; Rise:+10
VELO VLG-230-4 92 mm, Soft PVC
GW-608-B Black w/grey sidewalls
HL SP-200 Steel CP, Diam.25,4 mm., L:300 mm;
HL SQR-120 Quick release alloy black
PROMAX TX115C; Melt-forged ALLOY V-brake, 108 mm.
PROMAX TX115C; Melt-forged ALLOY V-brake, 108 mm.
PROMAX BL-46AP Alloy lever w/resin bracket

CTB COMPONENTS
MUDGUARDS
CARRIER
LIGH SET
REFLECTORS
BELL

Steel, Silver powder coated, w/spoiler
HYJ-21 Steel carrier, 2 legs, w/spring
Dynamo type, German standard, Double contact
Herrmans - BS or K standard
NUVO NH-B415

700C Steel hi-ten, Trekking Gents-Diamond type, Lady-Low step type
Rigid hi-ten
VP MH-501 threaded oversize head set, ED BK
ALLOY ADJUSTABLE

VP B32 + 3AB axle 117.5 mm
PROWHEEL ISP315P6 steel 170 mm.,48x38x28T,w/CG
KMC Z30 1/2"x3/32", Pin length: 7.3mm
VP 896N One piece PVC body,w/BS refl.,K mark

SHIMANO RD-TY18 DATT
SHIMANO FD-TZ31DS6
SHIMANO SL-RS31-6 Revoshift 18 speed
SHIMANO MF-TZ06 Multiple Freewheel, 14-28T

X-PERT X3 Double wall 36H, ETRTO 622x21, 2 sides CNC
36 CP spokes 14G w/BRASS nipples 12mm.
JOY TECH Steel black 36H/14G;F:JY433/R:JY434,nuttet
KENDA K935 700x40C black,w/logo, A/V35 mm.

HL NR-16 Steel Back swept:33;W:590 mm.;Rise:26 mm.
HL SLU-80-5 Steel SS.BK; Ext:100 mm.; Rise:+10
VELO VLG-230-4 92 mm, Soft PVC
MONTE GRAPPA Skyline w/elastomers
HL SP-200 Steel CP, Diam.25,4 mm., L:300 mm;
HL SQR-120 Quick release alloy black
PROMAX TX115C; Melt-forged ALLOY V-brake, 108 mm.
PROMAX TX115C; Melt-forged ALLOY V-brake, 108 mm.
PROMAX BL-46AP Alloy lever w/resin bracket

Steel, Silver powder coated, w/spoiler
HYJ-21 Steel carrier, 2 legs, w/spring
Dynamo type, German standard, Double contact
Herrmans - BS or K standard
NUVO NH-B415

Lady version:
wheels - X-ULT X1 Single wall 36H, ETRTO 622x21,
saddle - BASSANO SELLE Street Lady w/elastomers

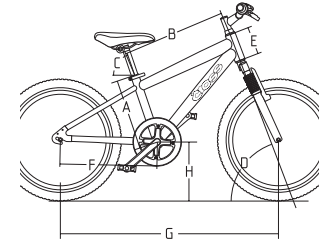


Junior bikes

ALLOY FRAME

STEEL FRAME

- SPEEDSTER 20" 56
- SPEEDSTER 24" 57
- APEX 20" 58
- APEX 24" 59
- SCORPION 20" 60
- SCORPION 24" 61
- VISION 20" 62
- MIRAGE 24" 63
- SPIDER 20" 64
- SPIDER 24" 65
- FAVORIT 20" 66
- FAVORIT 24" 67



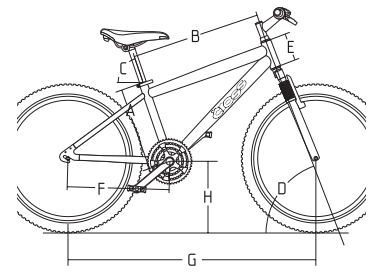
SPEEDSTER^{20"}

56

	Frame	11"
Frame size (mm)	A	280.0
Effective top tube length (mm)	B	411.9
Seat tube angle	C	73.0°
Head tube angle	D	71.0°
Head tube length (mm)	E	110.0
Chain stay length (mm)	F	385.0
Wheel base (mm)	G	871.4
Bottom bracket height (mm)	H	234.2

junior bikes

alloy frame



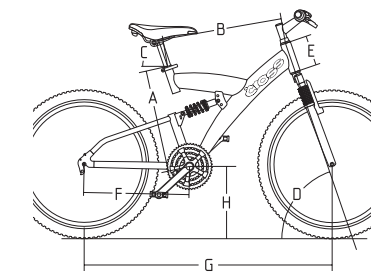
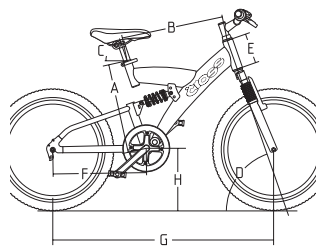
SPEEDSTER^{24"}

57

	Frame	13"
Frame size (mm)	A	330.0
Effective top tube length (mm)	B	514.0
Seat tube angle	C	73.0°
Head tube angle	D	71.0°
Head tube length (mm)	E	110.0
Chain stay length (mm)	F	405.0
Wheel base (mm)	G	998.7
Bottom bracket height (mm)	H	284.5

junior bikes

alloy frame



junior bikes

58

alloy frame

APEX^{20"}

		Frame → 14" ←
Frame size (mm)	A	356.0
Effective top tube length (mm)	B	406.5
Seat tube angle	C	70.0°
Head tube angle	D	70.0°
Head tube length (mm)	E	120.0
Chain stay length (mm)	F	370.0
Wheel base (mm)	G	904.8
Bottom bracket height (mm)	H	248.5

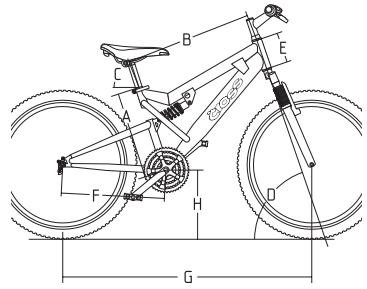
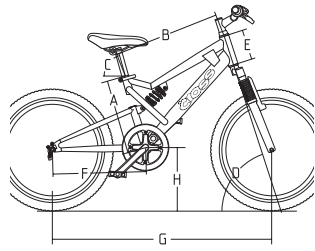
junior bikes

59

alloy frame

APEX^{24"}

		Frame → 16" ←
Frame size (mm)	A	406.0
Effective top tube length (mm)	B	476.8
Seat tube angle	C	70.0°
Head tube angle	D	70.0°
Head tube length (mm)	E	120.0
Chain stay length (mm)	F	420.0
Wheel base (mm)	G	1010.0
Bottom bracket height (mm)	H	286.9



junior bikes

junior bikes

60

61

SCORPION^{20"}

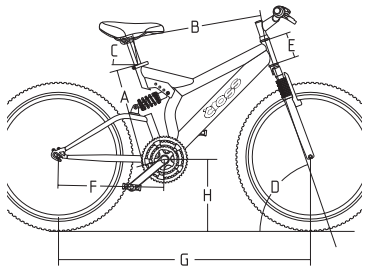
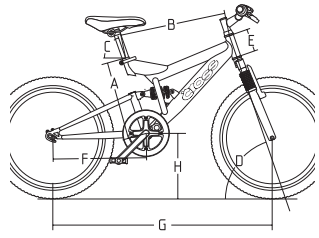
SCORPION^{24"}

	Frame	115"
Frame size (mm)	A	295.0
Effective top tube length (mm)	B	423.2
Seat tube angle	C	74.0°
Head tube angle	D	72.0°
Head tube length (mm)	E	120.0
Chain stay length (mm)	F	370.0
Wheel base (mm)	G	870.7
Bottom bracket height (mm)	H	252.1

	Frame	135"
Frame size (mm)	A	345.0
Effective top tube length (mm)	B	504.1
Seat tube angle	C	72.0°
Head tube angle	D	71.0°
Head tube length (mm)	E	120.0
Chain stay length (mm)	F	410.0
Wheel base (mm)	G	988.6
Bottom bracket height (mm)	H	274.5

steel frame

steel frame



junior bikes

junior bikes

62

63

steel frame

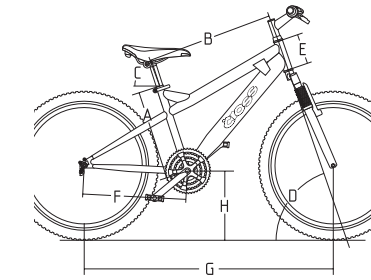
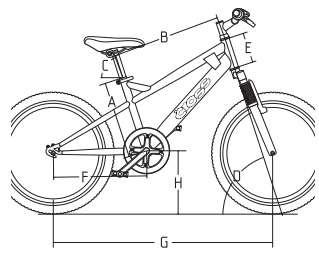
steel frame

VISION^{20"}

		Frame → 12" ←
Frame size (mm)	A	310.0
Effective top tube length (mm)	B	421.0
Seat tube angle	C	70.3°
Head tube angle	D	71.0°
Head tube length (mm)	E	90.0
Chain stay length (mm)	F	310.0
Wheel base (mm)	G	870.7
Bottom bracket height (mm)	H	260.3

MIRAGE^{24"}

		Frame → 16" ←
Frame size (mm)	A	400.0
Effective top tube length (mm)	B	513.9
Seat tube angle	C	71.0°
Head tube angle	D	71.0°
Head tube length (mm)	E	100.0
Chain stay length (mm)	F	420.0
Wheel base (mm)	G	993.9
Bottom bracket height (mm)	H	285.8



junior bikes

junior bikes

64

65

SPIDER^{20"}

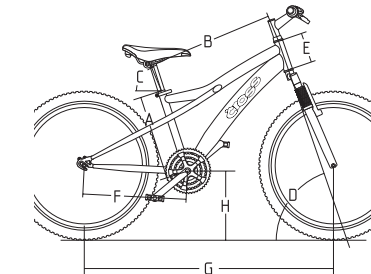

SPIDER^{24"}

		Frame → 12" ←
Frame size (mm)	A	305.0
Effective top tube length (mm)	B	432.9
Seat tube angle	C	72.0°
Head tube angle	D	72.0°
Head tube length (mm)	E	120.0
Chain stay length (mm)	F	370.0
Wheel base (mm)	G	870.5
Bottom bracket height (mm)	H	251.5

		Frame → 14" ←
Frame size (mm)	A	355.0
Effective top tube length (mm)	B	503.5
Seat tube angle	C	72.0°
Head tube angle	D	71.0°
Head tube length (mm)	E	120.0
Chain stay length (mm)	F	410.0
Wheel base (mm)	G	988.7
Bottom bracket height (mm)	H	274.5

steel frame

steel frame



junior bikes

junior bikes

66

67

FAVORIT 20"

FAVORIT 24"

	Frame	11"
Frame size (mm)	A	285.0
Effective top tube length (mm)	B	435.7
Seat tube angle	C	72.0°
Head tube angle	D	72.0°
Head tube length (mm)	E	120.0
Chain stay length (mm)	F	370.0
Wheel base (mm)	G	870.5
Bottom bracket height (mm)	H	251.5

	Frame	13"
Frame size (mm)	A	335.0
Effective top tube length (mm)	B	506.3
Seat tube angle	C	72.0°
Head tube angle	D	71.0°
Head tube length (mm)	E	120.0
Chain stay length (mm)	F	410.0
Wheel base (mm)	G	988.8
Bottom bracket height (mm)	H	274.5

steel frame

steel frame



SPEEDSTER



24" Alloy rigid, baseball type, brush+c.c.
HL CH-381 w/pressed steel crown, travel 50 mm.
VP MH-501 threaded oversize head set, ED BK
ALLOY ADJUSTABLE

VP B32 + 3LB axle 116 mm
PROWHEEL MAP-100 steel 170 mm, 42x34x24T, w/CG
KMC Z51 1/2"x3/32", Pin length: 7.3mm
VP 896N One piece PVC body, w/BS refl. K mark

SHIMANO RD-TX50 DATT
SHIMANO FD-TZ30DM6
SHIMANO SL-RS31-7 Revoshift 21 speed
SHIMANO MF-TZ07 Multiple Freewheel, 14-28T

X-POSE X3 Double wall 36H, ETRTO 507x21, 2 sides CNC
9x4 lacing pattern, 36 BLACK 14G w/BRASS nipples
JOY TECH Alloy black 36H/14G; F: JY753/R: JY754, nitted
KENDA K849 24x1.95 black, w/logo, A/V35 mm.

HL MTB-153 Steel black Rise:30 mm.; W:540 mm
HL MTS-295K-5 Steel w/alloy cap, Ext:80 mm.; Rise:+10
VELO VLG-230-4 92 mm, Soft PVC
GW-628-S1 Black w/grey rear corners
HL SP-200 Steel CP, Diam.27,2 mm., L:250 mm.;
HL AT-01 Alloy bolt type, Diam.31,8 mm.,
PROMAX TX115C; Melt-forged ALLOY V-brake, 108 mm.
PROMAX TX115C; Melt-forged ALLOY V-brake, 108 mm.
PROMAX BL-81AP Alloy lever w/resin bracket



FRAME
FORK
HEAD SET
KICKSTAND

B.B.SET
CHAINWHEEL
CHAIN
PEDALS

REAR DERAILLEUR
FRONT DERAILLEUR
SHIFTING LEVERS
FREEWHEEL

RIMS
SPOKES
HUBS
TIRES

HANDLEBAR
STEM
GRIPS
SADDLE
SEAT POST
SEAT CLAMP
BRAKE FRONT
BRAKE REAR
BRAKE LEVERS

20" Alloy rigid, baseball type, brush+c.c.
HL CH-260 w/steel crown, travel 30 mm.
VP MH-501 threaded oversize head set, ED BK
ALLOY ADJUSTABLE

VP B32 + 3PB axle 119 mm
PROWHEEL RSP114PP(R2) steel 140 mm., 3/32"x40T
KMC Z30 1/2"x3/32", Pin length: 7.3mm
VP 260 One piece PVC body, w/BS refl. K mark

SHIMANO RD-TY18 DATT

SHIMANO SL-RS31-6 Revoshift 6 speed
SHIMANO MF-TZ06 Multiple Freewheel, 14-28T

X-PERT X3 Double wall 36H, ETRTO 406x21, 2 sides CNC
36 BLACK spokes 14G w/BRASS nipples
JOY TECH Alloy black 36H/14G; F: JY753/R: JY754, nitted
KENDA K850 20x2.00 black, w/logo, A/V35 mm.

HL MTB-153 Steel black Rise:30 mm.; W:540 mm
HL MTS-295K-5 Steel w/alloy cap, Ext:80 mm.; Rise:+10
VELO VLG-230-4 92/125 mm, Soft PVC
BASSANO Viper Junior Black/red
HL SP-200 Steel CP, Diam.27,2 mm., L:200 mm.;
HL AT-01 Alloy bolt type, Diam.31,8 mm.,
PROMAX TX115C; Melt-forged ALLOY V-brake, 108 mm.
PROMAX TX115C; Melt-forged ALLOY V-brake, 108 mm.
PROMAX BL-81AP Alloy lever w/resin bracket



APEX



FRAME
FORK
HEAD SET
KICKSTAND

B.B.SET
CHAINWHEEL
CHAIN
PEDALS

REAR DERAILLEUR
FRONT DERAILLEUR
SHIFTING LEVERS
FREEWHEEL

RIMS
SPOKES
HUBS
TIRES

HANDLEBAR
STEM
GRIPS
SADDLE
SEAT POST
SEAT CLAMP
BRAKE FRONT
BRAKE REAR
BRAKE LEVERS

20" Alloy suspension, Y-type, Front: brush+c.c.
HL CH-260 w/steel crown, travel 30 mm.
VP MH-501 threaded oversize head set, ED BK
ALLOY ADJUSTABLE

VP B32 + 3PB axle 119 mm
PROWHEEL RSP114PP(R2) steel 140 mm., 3/32"x40T
KMC Z30 1/2"x3/32", Pin length: 7.3mm
VP 260 One piece PVC body, w/BS refl. K mark

SHIMANO RD-TY18 DATT

SHIMANO SL-RS31-6 Revoshift 6 speed
SHIMANO MF-TZ06 Multiple Freewheel, 14-28T

X-PERT X3 Double wall 36H, ETRTO 406x21, 2 sides CNC
36 BLACK spokes 14G w/BRASS nipples
JOY TECH Alloy black 36H/14G; F: JY753/R: JY754, nitted
KENDA K850 20x2.00 black, w/logo, A/V35 mm.

HL MTB-153 Steel black Rise:30 mm.; W:540 mm
HL MTS-295K-5 Steel w/alloy cap, Ext:80 mm.; Rise:+10
VELO VLG-230-4 92/125 mm, Soft PVC
BASSANO Viper Junior Black/red
HL SP-200 Steel CP, Diam.27,2 mm., L:200 mm.;
HL AT-01 Alloy bolt type, Diam.31,8 mm.,
PROMAX TX115C; Melt-forged ALLOY V-brake, 108 mm.
PROMAX TX115C; Melt-forged ALLOY V-brake, 108 mm.
PROMAX BL-81AP Alloy lever w/resin bracket

24" Alloy suspension, Y-type, Front: brush+c.c.
HL CH-260 w/steel crown, travel 40 mm.
VP MH-501 threaded oversize head set, ED BK
ALLOY ADJUSTABLE

VP B32 + 3LB axle 116 mm
PROWHEEL MAP-100 steel 170 mm, 42x34x24T, w/CG
KMC Z51 1/2"x3/32", Pin length: 7.3mm
VP 896N One piece PVC body, w/BS refl. K mark

SHIMANO RD-TX50 DATT
SHIMANO FD-TZ30TM6
SHIMANO SL-RS31-7 Revoshift 21 speed
SHIMANO MF-TZ07 Multiple Freewheel, 14-28T

X-POSE X3 Double wall 36H, ETRTO 507x21, 2 sides CNC
9x4 lacing pattern, 36 BLACK 14G w/BRASS nipples
JOY TECH Alloy black 36H/14G; F: JY753/R: JY754, nitted
KENDA K849 24x1.95 black, w/logo, A/V35 mm.

HL MTB-153 Steel black Rise:30 mm.; W:540 mm
HL MTS-295K-5 Steel w/alloy cap, Ext:80 mm.; Rise:+10
VELO VLG-230-4 92 mm, Soft PVC
GW-628-S1 Black w/grey rear corners
HL SP-200 Steel CP, Diam.27,2 mm., L:250 mm.;
HL AT-01 Alloy bolt type, Diam.31,8 mm.,
PROMAX TX115C; Melt-forged ALLOY V-brake, 108 mm.
PROMAX TX115C; Melt-forged ALLOY V-brake, 108 mm.
PROMAX BL-81AP Alloy lever w/resin bracket



SCORPION



24" Steel hi-ten suspension
HL CH-260 w/steel crown, travel 30 mm.
VP MH-501 threaded oversize head set, ED BK
ALLOY ADJUSTABLE

VP B32 + 3LB axle 116 mm
PROWHEEL MAP-100 steel 170 mm, 42x34x24T, w/CG
KMC Z51 1/2"x3/32", Pin length: 7.3mm
VP 896N One piece PVC body, w/BS refl., K mark

SHIMANO RD-TX50 DATT
SHIMANO FD-TZ30TS6
SHIMANO SL-RS31-7 Revoshift 21 speed
SHIMANO MF-TZ07 Multiple Freewheel, 14-28T

X-POSE X3 Double wall 36H, ETRTO 507x21, 2 sides CNC
9x4 lacing pattern, 36 BLACK 14G w/BRASS nipples
JOY TECH Alloy black 36H/14G, F: JY753/R: JY754, nudded
KENDA K849 24x1.95 black, w/logo, A/V35 mm.

HL MTB-153 Steel black Rise:30 mm.; W:540 mm
HL SLU-80-5 Steel SS.BK; Ext:60 mm.; Rise:+10
VELO VLG-230-4 92 mm, Soft PVC
GW-628-S1 Black w/grey rear corners
HL SP-200 Steel CP, Diam.25,4 mm., L:250 mm;
HL SQR-120 Quick release alloy black
PROMAX TX115C; Melt-forged ALLOY V-brake, 108 mm.
PROMAX TX115C; Melt-forged ALLOY V-brake, 108 mm.
PROMAX BL-81AP Alloy lever w/resin bracket

FRAME
FORK
HEAD SET
KICKSTAND

B.B.SET
CHAINWHEEL
CHAIN
PEDALS

REAR DERAILLEUR
FRONT DERAILLEUR
SHIFTING LEVERS
FREEWHEEL

RIMS
SPOKES
HUBS
TIRES

HANDLEBAR
STEM
GRIPS
SADDLE
SEAT POST
SEAT CLAMP
BRAKE FRONT
BRAKE REAR
BRAKE LEVERS

20" Steel hi-ten suspension
HL CH-260 w/steel crown, travel 30 mm.
VP MH-501 threaded oversize head set, ED BK
ALLOY ADJUSTABLE

VP B32 + 3PB axle 119 mm
PROWHEEL RSP114PP(R2) steel 140 mm., 3/32"x40T
KMC Z30 1/2"x3/32", Pin length: 7.3mm
VP 260 One piece PVC body, w/BS refl., K mark

SHIMANO RD-TY18 DATT

SHIMANO SL-RS31-6 Revoshift 6 speed
SHIMANO MF-TZ06 Multiple Freewheel, 14-28T

X-APT X3 Double wall 24H, ETRTO 406x21, 2 sides CNC
24 AERO black spokes 14G, 12x2 lacing pattern
JOY TECH Alloy black 24H/14G, F: JY751QR/R: JY752QR
KENDA K850 20x2.00 black, w/logo, A/V35 mm.

HL MTB-153 Steel black Rise:30 mm.; W:540 mm
HL SLU-80-5 Steel SS.BK; Ext:60 mm.; Rise:+10
VELO VLG-230-4 92/125 mm, Soft PVC
BASSANO Circus
HL SP-200 Steel CP, Diam.25,4 mm., L:200 mm;
HL SQR-120 Quick release alloy black
PROMAX TX115C; Melt-forged ALLOY V-brake, 108 mm.
PROMAX TX115C; Melt-forged ALLOY V-brake, 108 mm.
PROMAX BL-81AP Alloy lever w/resin bracket



VISION MIRAGE



FRAME
FORK
HEAD SET
KICKSTAND

B.B.SET
CHAINWHEEL
CHAIN
PEDALS

REAR DERAILLEUR
FRONT DERAILLEUR
SHIFTING LEVERS
FREEWHEEL

RIMS
SPOKES
HUBS
TIRES

HANDLEBAR
STEM
GRIPS
SADDLE
SEAT POST
SEAT CLAMP
BRAKE FRONT
BRAKE REAR
BRAKE LEVERS

20" Steel hi-ten suspension
HL CH-260 w/steel crown, travel 30 mm.
VP MH-501 threaded oversize head set, ED BK
ALLOY ADJUSTABLE

VP B32 + 3PB axle 119 mm
PROWHEEL RSP114PP(R2) steel 140 mm., 3/32"x40T
KMC Z30 1/2"x3/32", Pin length: 7.3mm
VP 260 One piece PVC body, w/BS refl., K mark

SHIMANO RD-TY18 DATT

SHIMANO SL-RS31-6 Revoshift 6 speed
SHIMANO MF-TZ06 Multiple Freewheel, 14-28T

X-PERT X3 Double wall 36H, ETRTO 406x21, 2 sides CNC
36 BLACK spokes 14G w/BRASS nipples
JOY TECH Alloy black 36H/14G, F: JY753/R: JY754, nudded
KENDA K850 20x2.00 black, w/logo, A/V35 mm.

HL MTB-153 Steel black Rise:30 mm.; W:540 mm
HL SLU-80-5 Steel SS.BK; Ext:60 mm.; Rise:+10
VELO VLG-230-4 92/125 mm, Soft PVC
BASSANO Circus
HL SP-200 Steel CP, Diam.25,4 mm., L:200 mm;
HL SQR-120 Quick release alloy black
PROMAX TX115C; Melt-forged ALLOY V-brake, 108 mm.
PROMAX TX115C; Melt-forged ALLOY V-brake, 108 mm.
PROMAX BL-81AP Alloy lever w/resin bracket

24" Steel hi-ten suspension, D-type
HL CH-260 w/steel crown, travel 40 mm.
VP MH-501 threaded oversize head set, ED BK
ALLOY ADJUSTABLE

VP B32 + 3LB axle 116 mm
PROWHEEL MAP-100 steel 170 mm., 42x34x24T, w/CG
KMC Z30 1/2"x3/32", Pin length: 7.3mm
VP 896N One piece PVC body, w/BS refl., K mark

SHIMANO RD-TY18 DATT
SHIMANO FD-TZ30TS6
SHIMANO SL-RS31-6 Revoshift 18 speed
SHIMANO MF-TZ06 Multiple Freewheel, 14-28T

X-TAS X3 Double wall 36H, ETRTO 507x21, 2 sides CNC
24 AERO black spokes 14G, 12x2 lacing pattern
JOY TECH Alloy black 24H/14G, F: JY751QR/R: JY752QR
KENDA K849 24x1.95 black, w/logo, A/V35 mm.

HL MTB-153 Steel black Rise:30 mm.; W:540 mm
HL SLU-80-5 Steel SS.BK; Ext:60 mm.; Rise:+10
VELO VLG-230-4 92 mm, Soft PVC
BASSANO Viper Junior Black
HL SP-200 Steel CP, Diam.25,4 mm., L:250 mm;
HL SQR-120 Quick release alloy black
PROMAX TX115C; Melt-forged ALLOY V-brake, 108 mm.
PROMAX TX115C; Melt-forged ALLOY V-brake, 108 mm.
PROMAX BL-81AP Alloy lever w/resin bracket





SPINER



24" Steel hi-ten rigid
HL CH-260 w/steel crown, travel 40 mm.
VP MH-501 threaded oversize head set, ED BK
ALLOY ADJUSTABLE

VP B32 + 3LB axle 116 mm
PROWHEEL MAP-100 steel 170 mm, 42x34x24T,w/CG
KMC Z30 1/2"x3/32", Pin length: 7.3mm
VP 896N One piece PVC body,w/BS refl.,K mark

SHIMANO RD-TY18 DATT
SHIMANO FD-TZ30DS6
SHIMANO SL-RS31-6 Revoshift 18 speed
SHIMANO MF-TZ06 Multiple Freewheel, 14-28T

X-PERT X3 Double wall 36H, ETRTO 507x21, 2 sides CNC
36 BLACK spokes 14G w/BRASS nipples
JOY TECH Alloy black 36H/14G;F:JY753/R:JY754,nutted
KENDA K849 24x1.95 black, w/logo, A/V35 mm.

HL MTB-153 Steel black Rise:30 mm.; W:540 mm
HL SLU-80-5 Steel SS.BK; Ext:60 mm.; Rise:+10
VELO VLG-230-4 92 mm, Soft PVC
GW-628-S1 Black w/grey rear corners
HL SP-200 Steel CP, Diam.25,4 mm., L:250 mm;
HL SQR-120 Quick release alloy black
PROMAX TX115C; Melt-forged ALLOY V-brake, 108 mm.
PROMAX TX115C; Melt-forged ALLOY V-brake, 108 mm.
PROMAX BL-81AP Alloy lever w/resin bracket



FRAME
FORK
HEAD SET
KICKSTAND

B.B.SET
CHAINWHEEL
CHAIN
PEDALS

REAR DERAILLEUR
FRONT DERAILLEUR
SHIFTING LEVERS
FREEWHEEL

RIMS
SPOKES
HUBS
TIRES

HANDLEBAR
STEM
GRIPS
SADDLE
SEAT POST
SEAT CLAMP
BRAKE FRONT
BRAKE REAR
BRAKE LEVERS

20" Steel hi-ten rigid
HL CH-260 w/steel crown, travel 30 mm.
VP MH-501 threaded oversize head set, ED BK
ALLOY ADJUSTABLE

VP B32 + 3PB axle 119 mm
PROWHEEL RSP114PP(R2) steel 140 mm., 3/32"x40T
KMC Z30 1/2"x3/32", Pin length: 7.3mm
VP 260 One piece PVC body,w/BS refl.,K mark

SHIMANO RD-TY18 DATT

SHIMANO SL-RS31-6 Revoshift 6 speed
SHIMANO MF-TZ06 Multiple Freewheel, 14-28T

X-PERT X3 Double wall 36H, ETRTO 406x21, 2 sides CNC
36 BLACK spokes 14G w/BRASS nipples
JOY TECH Alloy black 36H/14G;F:JY753/R:JY754,nutted
KENDA K850 20x2.00 black, w/logo, A/V35 mm.

HL MTB-153 Steel black Rise:30 mm.; W:540 mm
HL SLU-80-5 Steel SS.BK; Ext:60 mm.; Rise:+10
VELO VLG-230-4 92/125 mm, Soft PVC
BASSANO Circus
HL SP-200 Steel CP, Diam.25,4 mm., L:200 mm;
HL SQR-120 Quick release alloy black
PROMAX TX115C; Melt-forged ALLOY V-brake, 108 mm.
PROMAX TX115C; Melt-forged ALLOY V-brake, 108 mm.
PROMAX BL-81AP Alloy lever w/resin bracket

FRAME
FORK
HEAD SET
KICKSTAND

B.B.SET
CHAINWHEEL
CHAIN
PEDALS

REAR DERAILLEUR
FRONT DERAILLEUR
SHIFTING LEVERS
FREEWHEEL

RIMS
SPOKES
HUBS
TIRES

HANDLEBAR
STEM
GRIPS
SADDLE
SEAT POST
SEAT CLAMP
BRAKE FRONT
BRAKE REAR
BRAKE LEVERS

20" Steel hi-ten rigid
HL CH-260 w/steel crown, travel 30 mm.
VP MH-501 threaded oversize head set, ED BK
ALLOY ADJUSTABLE

VP B32 + 3PB axle 119 mm
PROWHEEL RSP114PP(R2) steel 140 mm., 3/32"x40T
KMC Z30 1/2"x3/32", Pin length: 7.3mm
VP 260 One piece PVC body,w/BS refl.,K mark

SHIMANO RD-TY18 DATT

SHIMANO SL-RS31-6 Revoshift 6 speed
SHIMANO MF-TZ06 Multiple Freewheel, 14-28T

X-ULT X1 Single wall 36H, ETRTO 406x21,
36 CP spokes 14G w/BRASS nipples 12mm.
JOY TECH Steel black 36H/14G; F:JY433/R:JY434 nutted
KENDA K850 20x2.00 black, w/logo, A/V35 mm.

HL MTB-153 Steel black Rise:30 mm.; W:540 mm
HL SLU-80-5 Steel SS.BK; Ext:60 mm.; Rise:+10
VELO VLG-230-4 92/125 mm, Soft PVC
GW-702 Black w/Silver sidewalls
HL SP-200 Steel CP, Diam.25,4 mm., L:200 mm;
HL SQR-120 Quick release alloy black
PROMAX TX115C; Melt-forged ALLOY V-brake, 108 mm.
PROMAX TX115C; Melt-forged ALLOY V-brake, 108 mm.
PROMAX BL-81AP Alloy lever w/resin bracket

FAVORIT



24" Steel hi-ten rigid
HL CH-260 w/steel crown, travel 40 mm.
VP MH-501 threaded oversize head set, ED BK
ALLOY ADJUSTABLE

VP B32 + 3LB axle 116 mm
PROWHEEL MAP-100 steel 170 mm, 42x34x24T,w/CG
KMC Z30 1/2"x3/32", Pin length: 7.3mm
VP 896N One piece PVC body,w/BS refl.,K mark

SHIMANO RD-TY18 DATT
SHIMANO FD-TZ30TS6
SHIMANO SL-RS31-6 Revoshift 18 speed
SHIMANO MF-TZ06 Multiple Freewheel, 14-28T

X-ULT X1 Single wall 36H, ETRTO 507x21,
36 CP spokes 14G w/BRASS nipples 12mm.
JOY TECH Steel black 36H/14G; F:JY433/R:JY434 nutted
KENDA K849 24x1.95 black, w/logo, A/V35 mm.

HL MTB-153 Steel black Rise:30 mm.; W:540 mm
HL SLU-80-5 Steel SS.BK; Ext:60 mm.; Rise:+10
VELO VLG-230-4 92 mm, Soft PVC
GW-628-S1 Black w/grey rear corners
HL SP-200 Steel CP, Diam.25,4 mm., L:250 mm;
HL SQR-120 Quick release alloy black
PROMAX TX115C; Melt-forged ALLOY V-brake, 108 mm.
PROMAX TX115C; Melt-forged ALLOY V-brake, 108 mm.
PROMAX BL-81AP Alloy lever w/resin bracket

GREECE

Cross Hellas Podilatiki A.E.
75, Spartis str.
12461 Haidiri, Athens
Tel: +30 210 532 4990
Fax: +30 210 532 4464
e-mail: cross_@otenet.gr

RUSSIA

Cross Montana LTD
3 Novomihalkovskiy proezd 7
125008 Moscow
Tel:+7-095-991-68-88
Fax:+7-095-153-0721
e-mail: info@arvesmarket.ru

REPUBLIC OF MACEDONIA

Cross Mak D.O.O.E.L.
Aleksandar Turunzev 17A
7000 Bitola
Tel: +389 47 232068
Fax: +389 47 234882
e-mail: crossmak@mt.net.mk

GERMANY

LWS
In Katzem 33
41812 Erkelenz
Tel: +49 2435-654377
Fax: +49 2435-654493
e-mail: info@crosscycle.de
web site: www.crosscycle.de

UK

Acorn Sports and Leisure (U.K.)Ltd.
Ebor Mill, Ebor Lane, Haworth,
West Yorkshire BD22 8HS,
Tel: +44 10535 640000
Fax:+ 44 1535 640044
e-mail: info@acornsport.co.uk

LIECHTENSTEIN, AUSTRIA, SWITZERLAND

Intervelo Ets.
Industriestrasse 416
FL- 9491 Ruggell
Tel: +423 377 5100
Fax: +423 377 5119
e-mail: sek@intervelo.com

BENELUX

Matra Trading B.V.
Keurveg 20,
5145 NX Waalwijk
Tel: +31 416 342012
Fax: +31 416 650660
e-mail: matraned@telebyte.nl

ITALY

Cicli Gielte S.r.l.
Via XXV Aprile, 22 - 36020 Pove del Grappa (VI) - Italy
Tel: +39 338 6960315 / +39 347 1089818
Fax: +39 0424 554617
e-mail: info@gielle.biz

FRANCE

COMPTOIR des ISLES s.a.r.l.
10, Chemin des TAMARINS
97417 La Montagne -
Ile de La Réunion - France.
Tel: +262 262 23 87 74 / + 262 692 86 01 18
Fax : (+) 262.262 .23.84.89
e-mail: comptoir@wanadoo.fr

DENMARK

R & R Industries Scandinavia
Ellekaer 3
DK-2730 Herlev
Tel: +45 7021 0545
Fax: +45 7021 0546
e-mail: info@rri.dk

FINLAND

Satakunnan Urheiluliike Oy
Etelakauppatori 4
P.O. Box 83
28101 Pori
Tel: +358 2 6333 300
Fax: +358 2 6413 057
e-mail: nina@satakunnanurheiluliike.fi

SERBIA , MONTE NEGRO

Sport Depot D.O.O.
Str. Patrijarha Joanikija 2A
11090 Beograd
Tel: +381 18 694 505 - office Nish
Fax: +381 11 234 90 86
e-mail: sport1@verat.net

ROMANIA

SC Suisse Trail Srl
10, Bogdan Voda, str.
500449 Brasov
Tel: +40 268 442434
Fax: +40 268 441359
e-mail: suisse@easynet.ro

SWEDEN

Sven Jonsson Cykelaffar AB
Billesholmvagen 95
S-260 50 Billesholm, Sweden
Tel: +46 42 720 35
Fax: +46 42 722 38
e-mail: alice.cederholm@telia.com



Cross Ltd.
P.O.Box 131
3100 Montana
BULGARIA
Tel: +359 96 300 715
Fax: +359 96 300 725
cross@crosscycle.com
www.crosscycle.com



Registered trademarks of CROSS Ltd.
Specifications are subject to change without notice.